



*Matt white canvas
with black border version*

VIDEO MOTORE TENSIONED

Electric projection screen with alluminum case


Canvas	MATT WHITE
	Side tensioning system by strong and high quality elastic cords that pass through the eyelets along the sides of the canvas, starting from the bottom, creating a side arm – that preserves the fabric from the risk of folds in the rolling up phase despite the eyelets.
Available Sizes	1:1 Video 4:3 HDTV 16:9 16:10
Borders	Screens supplied with or without 5 cm perimetrical black borders and variable bottom black drop depending on the projection format.
Descent of the cloth	Screen lowering from the rear side of the box. The screen can't be provided with front lowering system. In the case of wall installation, the canvas descends moved away from the same of about 29-45mm.
Screen Case	Extruded aluminium case, epoxy powder coated, in white RAL 9010 colour, section 88x89mm with rounded edges, with ribs on the rear side adapted to latch the fastening brackets. On the lower side a longitudinal slot with rounded edges allows the descend of the projection screen. End rounded caps of the box made of sturdy shockproof ABS in white RAL 9010color.
Winding tube	Internal silver anodized aluminium tube for fabric wind Ø 50 mm, which includes a reliable electric motor mounted on special rubber silent blocks.
Engine	Powerful electric motor, single phase, IMQ, CE mark, 5-years guarantee from purchasing date, power supply 200V-50-Hz, absorption 0,66A, protection IP 44, 28 RPM. On the standardversion the motor is mounted on the right hand side. End stroke regulation, screen up and down limit switches factory adjusted, possibility of different settings if necessary. The screen can also be stopped at intermediate height by pressing the electric inverter switch.
Installations	Suspension brackets supplied for free positioning on the length of the box, made of painted steel with epoxy powder in white RAL 9010 color. Installation in a wall or ceiling, with suitable dowels.
Certifications	CE
Warranty	12 months as per conditions indicated to the instruction manual, 60 months on the mechanical parts (engine included).
Included Accessories	Electric inverter ascent/descent of the screen Suspension brackets
Accessories not included	Radio remote control



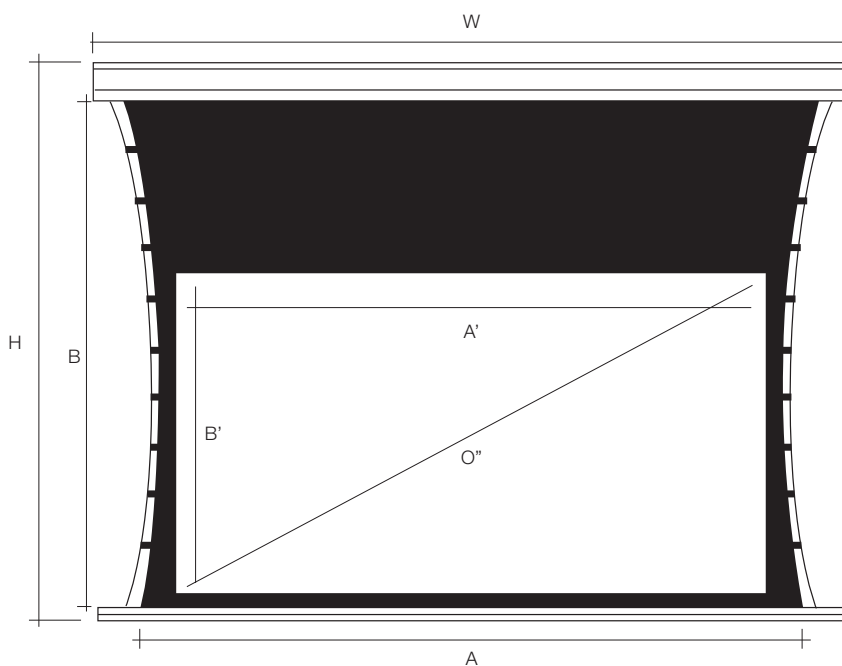
Soft white canvas version, without black border



Detail of the counterweight



Detail of the tensioning system



Electrical single-phase control motor, IMQ mark, CE, 5 years warranty from date of purchase, 200V - 50Hz, 0.5A absorption, protection class IP 44, 17 revolutions per minute. Radio control not included, sold separately.



ASPECT RATIO	DIMENSIONS		PROJECTION NET VIEW			BLACK BORDER	DROP SUPERIORE	CODE/CANVAS			SCREEN CASE (WxHxD)	PACKING	NET WEIGHT	GROSS WEIGHT
								SOFT WHITE	SOFT MATT WHITE	SOFT CONTRAST GREY				
	A	B	A'	B'	O"									
4:3	170	127	160	102	75	5	20	SVMT43170SWB5D20	SVMT43170SMTB5D20	SVMT43170SGB5D20	215	233x14x14	13	15
4:3	185	139	175	114	83	5	20	SVMT43185SWB5D20	SVMT43185SMTB5D20	SVMT43185SGB5D20	230	248x14x14	14	16
4:3	200	150	190	125	90	5	20	SVMT43200SWB5D20	SVMT43200SMTB5D20	SVMT43200SGB5D20	245	263x14x14	15	17
4:3	210	157	200	132	95	5	20	SVMT43210SWB5D20	SVMT43210SMTB5D20	SVMT43210SGB5D20	255	273x14x14	15,5	17,5
4:3	225	169	215	144	102	5	20	SVMT43225SWB5D20	SVMT43225SMTB5D20	SVMT43225SGB5D20	270	288x14x14	16	18
4:3	240	180	230	155	110	5	20	SVMT43240SWB5D20	SVMT43240SMTB5D20	SVMT43240SGB5D20	285	303x14x14	16,5	18,5
4:3	255	191	245	166	117	5	20	SVMT43255SWB5D20	SVMT43255SMTB5D20	SVMT43255SGB5D20	300	318x14x14	17	19
4:3	270	202	260	177	124	5	20	SVMT43270SWB5D20	SVMT43270SMTB5D20	SVMT43270SGB5D20	315	333x14x14	18	20
16:9	170	127	160	72	70	5	50	SVMT16170SWB5D50	SVMT16170SMTB5D50	SVMT16170SGB5D50	215	233x14x14	13	15
16:9	185	139	175	84	77	5	50	SVMT16185SWB5D50	SVMT16185SMTB5D50	SVMT16185SGB5D50	230	248x14x14	14	16
16:9	200	150	190	95	84	5	50	SVMT16200SWB5D50	SVMT16200SMTB5D50	SVMT16200SGB5D50	245	263x14x14	15	17
16:9	210	157	200	102	89	5	50	SVMT16210SWB5D50	SVMT16210SMTB5D50	SVMT16210SGB5D50	255	273x14x14	15,5	17,5
16:9	225	169	215	114	96	5	50	SVMT16225SWB5D50	SVMT16225SMTB5D50	SVMT16225SGB5D50	270	288x14x14	16	18
16:9	240	180	230	125	104	5	50	SVMT16240SWB5D50	SVMT16240SMTB5D50	SVMT16240SGB5D50	285	303x14x14	16,5	18,5
16:9	255	191	245	136	111	5	50	SVMT16255SWB5D50	SVMT16255SMTB5D50	SVMT16255SGB5D50	300	318x14x14	17	19
16:9	270	202	260	147	118	5	50	SVMT16270SWB5D50	SVMT16270SMTB5D50	SVMT16270SGB5D50	315	333x14x14	18	20
16:10	170	106	160	61	68	5	40	SVMT10170SWB5D40	SVMT10170SMTB5D40	SVMT10170SGB5D40	215	233x14x14	13	15
16:10	185	116	175	71	75	5	40	SVMT10185SWB5D40	SVMT10185SMTB5D40	SVMT10185SGB5D40	230	248x14x14	14	16
16:10	200	125	190	80	82	5	40	SVMT10200SWB5D40	SVMT10200SMTB5D40	SVMT10200SGB5D40	245	263x14x14	15	17
16:10	210	131	200	86	86	5	40	SVMT10210SWB5D40	SVMT10210SMTB5D40	SVMT10210SGB5D40	255	273x14x14	15,5	17,5
16:10	225	141	215	96	93	5	40	SVMT10225SWB5D40	SVMT10225SMTB5D40	SVMT10225SGB5D40	270	288x14x14	16	18
16:10	240	155	230	110	101	5	40	SVMT10240SWB5D40	SVMT10240SMTB5D40	SVMT10240SGB5D40	285	303x14x14	16,5	18,5
16:10	255	159	245	114	107	5	40	SVMT10255SWB5D40	SVMT10255SMTB5D40	SVMT10255SGB5D40	300	318x14x14	17	19
16:10	270	169	260	124	114	5	40	SVMT10270SWB5D40	SVMT10270SMTB5D40	SVMT10270SGB5D40	315	333x14x14	18	20
21:9	170	73	160	18	64	5	50	SVMT21170SWB5D50	SVMT21170SMTB5D50	SVMT21170SGB5D50	215	233x14x14	13	15
21:9	185	79	175	24	70	5	50	SVMT21185SWB5D50	SVMT21185SMTB5D50	SVMT21185SGB5D50	230	248x14x14	14	16
21:9	200	86	190	31	76	5	50	SVMT21200SWB5D50	SVMT21200SMTB5D50	SVMT21200SGB5D50	245	263x14x14	15	17
21:9	210	90	200	35	80	5	50	SVMT21210SWB5D50	SVMT21210SMTB5D50	SVMT21210SGB5D50	255	273x14x14	15,5	17,5
21:9	225	96	215	41	87	5	50	SVMT21225SWB5D50	SVMT21225SMTB5D50	SVMT21225SGB5D50	270	288x14x14	16	18
21:9	240	103	230	48	93	5	50	SVMT21240SWB5D50	SVMT21240SMTB5D50	SVMT21240SGB5D50	285	303x14x14	16,5	18,5
21:9	255	109	245	54	99	5	50	SVMT21255SWB5D50	SVMT21255SMTB5D50	SVMT21255SGB5D50	300	318x14x14	17	19
21:9	270	116	260	61	106	5	50	SVMT21270SWB5D50	SVMT21270SMTB5D50	SVMT21270SGB5D50	315	333x14x14	18	20

ACCESSORI E RICAMBI					
090015	RADIO CONTROL HOME (receiver + transmitter) flow rate 60 ml - Guaranteed 36 months		25x21x17	0,5	0,6
090001	PAIR OF BRACKET SPACER 25 cm (sheet down to 22 cm from the wall)		25x21x17	0,5	1,0
090006	INVERTER in fixed positions with stop button, surface-mounting			0,9	1,0
090007	PAIR OF SUSPENSION BRACKETS (in addition to that already provided)		25x21x17	0,2	0,3

ASPECT RATIO	DIMENSIONS		PROJECTION NET VIEW			CODE/CANVAS				SCREEN CASE (WxHxD)	PACKING	NET WEIGHT	GROSS WEIGHT
						SOFT WHITE	SOFT MATT WHITE	SOFT CONTRAST GREY	RETROPROJECTION				
						A	B	A'	B'				
4:3	170	127	170	127	84	SVMT43170SW	SVMT43170SMT	SVMT43170SG	SVMT43170RP	215	233x14x14	13	15
4:3	185	139	185	139	92	SVMT43185SW	SVMT43185SMT	SVMT43185SG	SVMT43185RP	230	248x14x14	14	16
4:3	200	150	200	150	99	SVMT43200SW	SVMT43200SMT	SVMT43200SG	SVMT43200RP	245	263x14x14	15	17
4:3	210	157	210	157	104	SVMT43210SW	SVMT43210SMT	SVMT43210SG	SVMT43210RP	255	273x14x14	15,5	17,5
4:3	225	169	225	169	111	SVMT43225SW	SVMT43225SMT	SVMT43225SG	SVMT43225RP	270	288x14x14	16	18
4:3	240	180	240	180	119	SVMT43240SW	SVMT43240SMT	SVMT43240SG	SVMT43240RP	285	303x14x14	16,5	18,5
4:3	255	191	255	191	126	SVMT43255SW	SVMT43255SMT	SVMT43255SG	SVMT43255RP	300	318x14x14	17	19
4:3	270	202	270	202	133	SVMT43270SW	SVMT43270SMT	SVMT43270SG	SVMT43270RP	315	333x14x14	18	20
16:9	170	127	170	127	84	SVMT16170SW	SVMT16170SMT	SVMT16170SG	SVMT16170RP	215	233x14x14	13	15
16:9	185	139	185	139	92	SVMT16185SW	SVMT16185SMT	SVMT16185SG	SVMT16185RP	230	248x14x14	14	16
16:9	200	150	200	150	99	SVMT16200SW	SVMT16200SMT	SVMT16200SG	SVMT16200RP	245	263x14x14	15	17
16:9	210	157	210	157	104	SVMT16210SW	SVMT16210SMT	SVMT16210SG	SVMT16210RP	255	273x14x14	15,5	17,5
16:9	225	169	225	169	111	SVMT16225SW	SVMT16225SMT	SVMT16225SG	SVMT16225RP	270	288x14x14	16	18
16:9	240	180	240	180	119	SVMT16240SW	SVMT16240SMT	SVMT16240SG	SVMT16240RP	285	303x14x14	16,5	18,5
16:9	255	191	255	191	126	SVMT16255SW	SVMT16255SMT	SVMT16255SG	SVMT16255RP	300	318x14x14	17	19
16:9	270	202	270	202	133	SVMT16270SW	SVMT16270SMT	SVMT16270SG	SVMT16270RP	315	333x14x14	18	20
16:10	170	106	170	106	79	SVMT10170SW	SVMT10170SMT	SVMT10170SG	SVMT10170RP	215	233x14x14	13	15
16:10	185	116	185	116	86	SVMT10185SW	SVMT10185SMT	SVMT10185SG	SVMT10185RP	230	248x14x14	14	16
16:10	200	125	200	125	93	SVMT10200SW	SVMT10200SMT	SVMT10200SG	SVMT10200RP	245	263x14x14	15	17
16:10	210	131	210	131	98	SVMT10210SW	SVMT10210SMT	SVMT10210SG	SVMT10210RP	255	273x14x14	15,5	17,5
16:10	225	141	225	141	105	SVMT10225SW	SVMT10225SMT	SVMT10225SG	SVMT10225RP	270	288x14x14	16	18
16:10	240	155	240	155	113	SVMT10240SW	SVMT10240SMT	SVMT10240SG	SVMT10240RP	285	303x14x14	16,5	18,5
16:10	255	159	255	159	119	SVMT10255SW	SVMT10255SMT	SVMT10255SG	SVMT10255RP	300	318x14x14	17	19
16:10	270	169	270	169	126	SVMT10270SW	SVMT10270SMT	SVMT10270SG	SVMT10270RP	315	333x14x14	18	20
21:9	170	73	170	73	73	SVMT21170SW	SVMT21170SMT	SVMT21170SG	SVMT21170RP	215	233x14x14	13	15
21:9	185	79	185	79	80	SVMT21185SW	SVMT21185SMT	SVMT21185SG	SVMT21185RP	230	248x14x14	14	16
21:9	200	86	200	86	86	SVMT21200SW	SVMT21200SMT	SVMT21200SG	SVMT21200RP	245	263x14x14	15	17
21:9	210	90	210	90	90	SVMT21210SW	SVMT21210SMT	SVMT21210SG	SVMT21210RP	255	273x14x14	15,5	17,5
21:9	225	96	225	96	97	SVMT21225SW	SVMT21225SMT	SVMT21225SG	SVMT21225RP	270	288x14x14	16	18
21:9	240	103	240	103	103	SVMT21240SW	SVMT21240SMT	SVMT21240SG	SVMT21240RP	285	303x14x14	16,5	18,5
21:9	255	109	255	109	110	SVMT21255SW	SVMT21255SMT	SVMT21255SG	SVMT21255RP	300	318x14x14	17	19
21:9	270	116	270	116	116	SVMT21270SW	SVMT21270SMT	SVMT21270SG	SVMT21270RP	315	333x14x14	18	20


ACCESSORIES AND SPARE PARTS			
090015	RADIO CONTROL HOME (receiver + transmitter) flow rate 60 ml - Guaranteed 36 months	25x21x17	0,5 0,6
090001	PAIR OF BRACKET SPACER 25 cm (sheet down to 22 cm from the wall)	25x21x17	0,5 1,0
090006	INVERTER in fixed positions with stop button, surface-mounting		0,9 1,0
090007	PAIR OF SUSPENSION BRACKETS (in addition to that already provided)	25x21x17	0,2 0,3

Size in cm, weights expressed in kilograms, diagonal expressed in inches (")

The Details



Detail of the closure of the left cylinder head of the box and of the limit switch adjustment system



In the standard version the engine is mounted on the left





HELGI

THE DIGITAL COURTYARD

Helgi Europe
education@helgi-solutions.com
business@helgi-solutions.com
www.helgi-solutions.com