

# Projector product guide 2024

- Ultra portable/huddle room
- Portable
- Meeting room
- Agile/collaboration space (short throw)
- Agile/collaboration space
- Agile/collaboration space (interactive)
- Large meeting room
- Lighting & Signage
- Installation
- Home

**EPSON**<sup>®</sup>

# Adding collaboration and connectivity to meeting spaces

In business, productivity and efficiency are the keys to success. Epson's display solutions redefine corporate presenting, ensuring efficient and productive meetings in any working environment.

## The choice is clear

The right display size for your room maximises audience engagement. Unlike fixed flat panel displays, Epson's scalable solutions project incredible quality displays up to 1000", in multiple aspect ratios. You can also connect multiple projectors to create one large seamless image. And with our more mobile projectors, you are not restricted to one room, one venue, one setting.



## Unrestricted viewing

A relaxed viewing environment helps the audience concentrate on the information presented. Epson display solutions are easier on the eye and avoid the glare, blind spots and fingerprints associated with flat panels. They can be viewed without obstruction, from anywhere in the room.



## Outstanding quality

Project vivid, engaging images in high resolution, even in brightly lit rooms, with Epson 3LCD technology. The 3LCD panel optical engine at the heart of every Epson projector combines high resolution and high contrast ratios that deliver rich colours and brightness up to three times that of 1-chip DLP projectors<sup>2</sup>.



### **Hassle-free connectivity**

Epson display solutions have comprehensive support and connectivity to match any set up or situation. Our dedicated apps and software are extremely versatile and make it easy for people to make contributions from their own devices.



### **Minimise maintenance cycles**

Epson's fit-and-forget display solutions combine performance with reliability, meaning lower costs, longer life cycles and impressive warranties of up to five years. You can count on up to 17,000 hours life for lamps and up to 30,000 hours for laser light sources<sup>3</sup>.



### **Make the sustainable choice**

Unlike flat panels, many Epson business projectors are TCO Certified<sup>4</sup>, meeting the world's most comprehensive sustainability certification for IT products. To achieve that, we set the highest standards in our supply chains and factories. This helps your organisation to meet your own social responsibility goals.



# Leading the way in visual technology excellence

Your success in the world of visual communications means having the freedom to project brighter, bolder, more creative images in every environment. That's why we work so hard to develop innovative, versatile solutions that take projected visuals to new dimensions.

## Exceptional quality


Every Epson projector is the result of our commitment to research and development. We manufacture with superb image quality, ease of operation and total reliability in mind. Our solutions combine high brightness, improved texture and exceptional sharpness to produce powerful, vivid images that can cut through high levels of ambient light, even in large spaces.

## Cutting-edge technology

Our projectors add flexibility, quality and creativity in almost every setting. Versatile set-up and connectivity, including 360° installation and easy networking, make great projection simple. Our 3LCD technology produces images up to three times brighter than conventional 1-chip DLP projectors<sup>2</sup>. We have created the world's first 30,000 lumen 3LCD laser projector, the EB-L30000U, using inorganic materials to produce key components in our laser light engine.

## A wide range of lenses

Choose from extensive lens options with unparalleled compatibility across our range, each featuring motorised optics, memory function and excellent clarity for images up to 1,000 inches. Find the perfect solution for your installation environment with the same range of 4K quality lenses for projectors with 6,000 to 20,000 lumen brightness. Furthermore, our unique LX series of lenses offer ultra-short throw ratios with zero offset for projectors with brightness levels from 6,000 to 30,000 lumens.







### **Comprehensive support**

As well as building robust products that last, we offer a range of service and support options for our projectors that free you to concentrate on being creative for your customers and audiences. From pre-sales advice to ongoing assistance and access to our experts, our standard and CoverPlus warranties give you extensive ongoing backup that works whenever you need it.

### **Exceeding audience demands**

Modern audiences have high expectations, so expand your creativity at big events and attractions with features including portrait projections and split-screens, 360° installation and projection onto floors, ceilings, corners and curved surfaces. From education and art galleries to digital signage and corporate events, from in-house projector fleets to the rental market, Epson projectors are the smart, effective solution.

### **Easy maintenance**

Dramatically reduce running costs with our highly reliable, heat-resistant projectors. Epson installation projectors are built with long-lasting light sources and filters, offering up to 20,000 hours of maintenance-free performance, and even longer in our extended modes.

# Key technologies



## Equal White (WLO) and Colour Light Output (CLO)

White brightness alone cannot bring the true colours you see everyday to life. That's why the 3LCD technology found in Epson's projectors delivers an equally high WLO and CLO.

CLO is a metric that measures a projector's ability to deliver colour. Developed by colour scientists using the same approach as WLO (Brightness) measurement, CLO provides a simple, accurate and easy-to-understand way to evaluate projector colour performance.

Epson projectors deliver consistently true-to-life images and rich colours that are up to three times brighter than 1-chip DLP projectors<sup>2</sup>.



## Laser light source

Experience astonishing quality and reliability with Epson's new laser light source projectors. The newly developed phosphor wheel and LCD panels are made of inorganic materials with superior light and heat-resistance to deliver excellent reliability. Combining an inorganic phosphor wheel with inorganic LCD panels in a laser projector results in bright, vibrant images for extremely long periods.



## 4K PRO-UHD

4K PRO-UHD<sup>5</sup> delivers a bright, amazingly sharp lifelike picture by combining advanced Epson technologies with the ability to accept native 4K content and upscale non-4K content exceeding Full HD resolution.



sound by  YAMAHA

## Sound by YAMAHA

Enhance your home entertainment experience with premium sound featuring Yamaha's unique and powerful DSP processing technology AudioEngine™, that delivers stunning 3D surround sound to match the immersive screen size.

(EF-12, EH-LS650B/W and EH-LS800B/W only)

# Stream, share and collaborate

## Wirelessly stream and share

### **iProjection for PC / Mac**

Wireless Screen Mirroring solution that utilises the built-in Wi-Fi connection of the presenter's device to stream and share content to the projector. Up to 50 devices can be connected to the same projector and up to four can present their content at the same time. The built-in moderator mode allows one user to take control of incoming content from the connected devices.

### **iProjection App for iOS / Android**

Feature-rich BYOD solution for smartphones and tablets allows users to stream and share content, annotate and even control the projector, all directly from their devices. There is also a multi device mode for group collaboration. The built-in moderator mode allows one user to take control of incoming content from the connected devices.

### **iProjection App for Chromebooks**

Supports fully mirrored display of all your Chromebook content including Google Docs, Slides, Sheets and Chrome browser.

### **Screen Mirroring (Miracast)**

Industry-wide standard that enables Screen Mirroring from compatible smartphones, tablets and PCs to enhance BYOD flexibility and provide the freedom of wireless connectivity.

## Interactivity and collaboration

### **Easy Interactive Tools**

Gives you annotation and drawing capability on projected images or a whiteboard. You can also perform simple control of your document camera and projector.

# Projector management solutions

## Monitoring and control

### **Epson Projector Management**

The free-to-download centralised management utility lets IT, facilities and network managers efficiently monitor, control and manage their Epson display solution fleet. The software is also compatible with PLink certified devices. Functions include operation status, error reporting and input source switching. The scheduling feature can power down all the projectors in a building, while error monitoring helps avoid delays and downtime.

### **Epson Projector Management Connected**

Alternatively, there is Epson Projector Management Connected, which offers similar functionality to Epson Projector Management with the added convenience of accessing and managing all of your projectors via a browser rather than an app.

For more information, please visit [www.projection-service.epson.com/epm-connected](http://www.projection-service.epson.com/epm-connected)

### **Epson Projector Professional Tool**

You can quickly and easily create perfectly aligned images with the Epson Projector Professional Tool. Our free, downloadable software utility improves the speed of set-up for multi-projector installations. It also gives you access to more advanced settings straight out of the box.

### **Epson Projector Configuration Tool**

This free application for smart devices makes setting up and configuring multiple projectors easy. Simply register the projector's data using NFC connectivity, read and edit the settings in the app and then upload the settings to a fleet of projectors without even needing to power the projectors on.

## Content management



### **Epson Projector Content Manager**

Create playlists using photos, videos, shape filters and effects, which can be scheduled and saved to an external storage device for cableless content playback directly on the projector.

### **Epson Creative Projection**

Create custom content on your smartphone or tablet, with ease. Enliven rooms and product displays by combining your photos and movies with the app's built-in templates and stamps.

	Ultra portable/huddle room		Portable
Model	EB-1780W	EB-1795F	CO-W01
			
Resolution	WXGA (1280 x 800)	Full HD (1920 x 1080)	WXGA (1280 x 800)
Native aspect	16:10	16:9	16:10
Colour Light Output (lumens) normal / eco	3,000 / 1,900	3,200 / 1,900	3,000 / 2,000
Contrast ratio	10,000:1	10,000:1	-
Lightsource	Lamp	Lamp	Lamp
Lightsource life (hours) normal / eco	4,000 / 7,000	4,000 / 7,000	6,000 / 12,000
Throw ratio in native aspect	1.0 - 1.26:1	1.02 - 1.23:1	1.27 - 1.71:1
Scalable image size (diagonal)	30 - 300"	30 - 300"	25 - 378"
Zoom	Optical x1.2	Optical x1.2	Digital x1.35
Vertical keystone	Automatic ±30°	Automatic ±30°	Manual ±30°
Horizontal keystone	Manual ±30°	Automatic ±20°	Manual ±30°
Lens shift	N/A	N/A	N/A
Speaker output	1W	1W	5W Mono
Connectivity	VGA in, Composite RCA, USB Type B, USB Type A, HDMI	VGA in, Composite RCA, USB Type B, USB Type A, HDMI, Screen Mirroring (Miracast)	USB Type B, USB Type A, HDMI
Audio connectivity	Stereo mini in	Stereo mini in	N/A
Networking	Wireless LAN	Wireless LAN	Wireless LAN adapter - sold separately
Epson software solutions	Epson iProjection (Windows/Mac), Epson iProjection App for iOS, Android and Chromebook	Epson iProjection (Windows/Mac), Epson iProjection App for iOS, Android and Chromebook	N/A
Other features	3-in-1 USB display, A/V mute slide, DICOM SIM colour mode, Split screen, PC-free presentation, Kensington lock, Wireless LAN security, Password protection, Carry case	3-in-1 USB display, A/V mute slide, DICOM SIM colour mode, Split screen, PC-free presentation, Auto screen fit and Auto focus, Real time keystone correction, Gesture Presenter, NFC, Kensington lock, Wireless LAN security, Password protection, Carry case	A/V mute, Built-in speaker, Horizontal and vertical keystone correction, MHL audio/video interface, Quick Corner
Noise (dB) normal / eco	39 / 30	39 / 30	38 / 29
Weight (kg)	1.8	1.8	2.4
Dimensions exc. feet (W x D x H mm)	292 x 213 x 44	292 x 213 x 44	295 x 211 x 87
Power consumption normal / eco	277W / 200W	295W / 208W	270W / 214W
Power consumption standby, comm. off	0.34W	0.34W	0.5W
Standard interchangeable lens included	N/A	N/A	N/A
Warranty	Projector - 5 years Lamp - 5 years / 1,000hrs	Projector - 5 years Lamp - 5 years / 1,000hrs	Projector - 2 years

	Portable		
Model	EB-W06	EB-FH06	EB-W51
			
Resolution	WXGA (1280 x 800)	Full HD (1920 x 1080)	WXGA (1280 x 800)
Native aspect	16:10	16:9	16:10
Colour Light Output (lumens) normal / eco	3,700 / 2,400	3,500 / 2,300	4,000 / 2,600
Contrast ratio	16,000:1	16,000:1	16,000:1
Lightsource	Lamp	Lamp	Lamp
Lightsource life (hours) normal / eco	12,000 / 6,000	12,000 / 6,000	12,000 / 6,000
Throw ratio in native aspect	1.30 - 1.56:1	1.22 - 1.47:1	1.30 - 1.56:1
Scalable image size (diagonal)	33 - 320"	34 - 332"	33 - 320"
Zoom	Optical x1.2	Optical x1.2	Optical x1.2
Vertical keystone	Automatic ±30°	Automatic ±30°	Automatic ±30°
Horizontal keystone	Manual ±30°	Manual ±30°	Manual ±30°
Lens shift	N/A	N/A	N/A
Speaker output	2W Mono	2W Mono	2W Mono
Connectivity	HDMI in, VGA in, USB 2.0 Type A, 2.0 Type Mini-B	HDMI in, VGA in, USB 2.0 Type B	HDMI in, VGA in, USB 2.0 Type A, 2.0 Type Mini-B
Audio connectivity	RCA pair in	RCA pair in	RCA pair in
Networking	Wireless LAN adapter - sold separately	Wireless LAN adapter - sold separately	Wireless LAN adapter - sold separately
Epson software solutions	Epson iProjection (Windows/Mac), Epson iProjection App for iOS, Android and Chromebook, Epson Projector Management	Epson iProjection (Windows/Mac), Epson iProjection App for iOS, Android and Chromebook, Epson Projector Management	Epson iProjection (Windows/Mac), Epson iProjection App for iOS, Android and Chromebook, Epson Projector Management
Other features	A/V mute slide, Horizontal keystone slider, Quick corner correction, Split screen, Auto source search, Kensington lock, Padlock, Security cable hole, Password protection, Optional carry case	A/V mute slide, Horizontal keystone slider, Quick corner correction, Split screen, Auto source search, Kensington lock, Padlock, Security cable hole, Password protection, Optional carry case	A/V mute slide, Horizontal keystone slider, Quick corner correction, Split screen, Auto source search, QR code function, Kensington lock, Padlock, Security cable hole, Stream and share features, Password protection, Carry case
Noise (dB) normal / eco	37 / 28	37 / 28	37 / 28
Weight (kg)	2.5	2.7	2.5
Dimensions exc. feet (W x D x H mm)	302 x 237 x 82	302 x 252 x 92	302 x 237 x 82
Power consumption normal / eco	327W / 225W	327W / 225W	327W / 225W
Power consumption standby, comm. off	0.3W	0.3W	0.3W
Standard interchangeable lens included	N/A	N/A	N/A
Warranty	Projector - 2 years Lamp - 1 year / 1,000hrs	Projector - 2 years Lamp - 1 year / 1,000hrs	Projector - 2 years Lamp - 1 year / 1,000hrs

Portable

EB-FH52

CO-FH01




CO-FH02





EB-E20






Full HD (1920 x 1080)	Full HD (1920 x 1080)	Full HD (1920 x 1080)	XGA (1024 x 768)
16:9	16:9	16:9	4:3
4,000 / 2,400	3,000 / 2,000	3,000 / 2,000	3,400 / 2,200
16,000:1	-	-	15,000:1
Lamp	Lamp	Lamp	Lamp
5,500 / 12,000	6,000 / 12,000	6,000 / 12,000	6,000 / 12,000
1.32 - 2.14:1	1.19 - 1.61:1	1.19-1.61:1	1.44 - 1.95:1
30 - 300°	26 - 391°	26 - 391°	30 - 350°
Optical x1.6	Digital x1.35	Digital x1.35	Digital x1.35
Automatic ±30° Manual ±30°	Manual ±30° Manual ±30°	Automatic ±30° Manual ±30°	Manual ±30° Manual ±30°
N/A	N/A	N/A	N/A
16W	5W Mono	5W Mono	5W
VGA in, HDMI in x2, Composite in, USB 2.0 Type A, USB 2.0 Type B, Screen Mirroring (Miracast)	USB Type B, USB Type A, HDMI	USB Type B, USB Type A, HDMI	VGA in x2, VGA out, HDMI in, Composite in, USB 2.0 Type B, RS-232C
RCA pair in	N/A	N/A	Stereo mini out, Stereo mini in (2x), RCA pair in
Wireless LAN unit	Wireless LAN adapter - sold separately	Wireless LAN adapter - sold separately	N/A
Epson iProjection (Windows/Mac), Epson iProjection App for iOS, Android and Chromebook, Epson Projector Management	N/A	N/A	N/A
A/V mute slide, Horizontal keystone slider, Quick corner correction, Split screen, Auto source search, QR code function, Kensington lock, Padlock, Security cable hole, Stream and share features, Password protection, Carry case	A/V mute, Built-in speaker, Horizontal and vertical keystone correction, MHL audio/video interface, Quick Corner	Android TV, A/V mute, Automatic keystone correction, Built-in speaker, Horizontal and vertical keystone correction, MHL audio/video interface, Quick Corner	A/V mute slide, Horizontal keystone slider, Quick corner correction, Split screen, Auto source search, Kensington lock, Padlock, Security cable hole, Password protection, Optional carry case
37 / 28	38 / 29	37 / 29	37 / 28
3.1	2.4	2.6	2.7
309 x 282 x 90	295 x 211 x 87	320 x 211 x 87	302 x 249 x 87
327W / 225W	270W / 214W	270W / 214W	327W / 225W
0.3W	0.5W	0.3W	0.3W
N/A	N/A	N/A	N/A
Projector - 3 years Lamp - 3 years / 1,000hrs	Projector - 2 years	Projector - 2 years	Projector - 3 years Lamp - 3 years / 1,000hrs



	Meeting room		
Model	EB-X49	EB-W49	EB-982W
			
Resolution	XGA (1024 x 768)	WXGA (1280 x 800)	WXGA (1280 x 800)
Native aspect	4:3	16:10	16:10
Colour Light Output (lumens) normal / eco	3,600 / 2,400	3,800 / 2,600	4,200 / 2,600
Contrast ratio	16,000:1	16,000:1	16,000:1
Lightsource	Lamp	Lamp	Lamp
Lightsource life (hours) normal / eco / eco2	6,000 / 12,000 / N/A	8,000 / 17,000 / N/A	6,500 / 17,000 / N/A
Throw ratio in native aspect	1.48 - 1.77:1	1.30 - 1.56:1	1.38 - 2.24:1
Scalable image size (diagonal)	30 - 300"	33 - 320"	29 - 280"
Zoom	Optical x1.2	Optical x1.2	Optical x1.6
Vertical keystone Horizontal keystone	Automatic ±30° Manual ±30°	Automatic ±30° Manual ±30°	Automatic ±30° Manual ±30°
Lens shift	N/A	N/A	N/A
Speaker output	5W	5W	16W
Connectivity	VGA in x2, VGA out, HDMI in, Composite in, USB 2.0 Type A, USB 2.0 Type B, RS-232C	VGA in x2, VGA out, HDMI in x2, Composite in, USB 2.0 Type A, USB 2.0 Type B, RS-232C, RJ45	VGA in x2, VGA out, HDMI in x2, Composite in, USB 2.0 Type A, USB 2.0 Type B, RS-232C
Audio connectivity	Stereo mini out, Stereo mini in (2x), RCA pair in	Stereo mini out, Stereo mini in (2x), RCA pair in	Stereo mini out, Stereo mini in (2x), RCA pair in, Microphone input
Networking	LAN (RJ45) and optional wireless LAN unit	LAN (RJ45) and optional wireless LAN unit	LAN (RJ45) and optional wireless LAN unit
Epson software solutions	Epson iProjection (Windows/Mac), Epson iProjection App for iOS, Android and Chromebook, Epson Projector Management	Epson iProjection (Windows/Mac), Epson iProjection App for iOS, Android and Chromebook, Epson Projector Management	Epson iProjection (Windows/Mac), Epson iProjection App for iOS, Android and Chromebook, Epson Projector Management
Other features	A/V mute slide, Horizontal keystone slider, Quick corner correction, Split screen, Auto source search, QR code function, Kensington lock, Padlock, Security cable hole, Password protection, Optional carry case	A/V mute slide, Horizontal keystone slider, Quick corner correction, Split screen, Auto source search, QR code function, Kensington lock, Padlock, Security cable hole, Password protection, Optional carry case	A/V mute slide, Horizontal keystone slider, Quick corner correction, Split screen, Auto source search, QR code function, Kensington lock, Padlock, Security cable hole, Password protection, Optional carry case
Noise (dB) normal / eco / eco2	37 / 28 / N/A	37 / 28 / N/A	37 / 28 / N/A
Weight (kg)	2.7	2.7	3.1
Dimensions exc. feet (W x D x H mm)	302 x 249 x 87	302 x 249 x 87	309 x 282 x 90
Power consumption normal / eco / eco2	327W / 225W / N/A	327W / 225W / N/A	327W / 225W / N/A
Power consumption standby, comm. off	0.3W	0.3W	0.3W
Standard interchangeable lens included	N/A	N/A	N/A
Warranty	Projector - 3 years Lamp - 3 years / 1,000hrs	Projector - 3 years Lamp - 3 years / 1,000hrs	Projector - 5 years Lamp - 5 years / 1,000hrs

Meeting room	Agile/collaboration space (short throw)		Agile/collaboration space
<b>EB-992F</b>	<b>EB-L210SW</b>	<b>EB-L210SF</b>	<b>EB-685W</b>
			
Full HD (1920 x 1080)	WXGA (1280 x 800)	Full HD (1920 x 1080)	WXGA (1280 x 800)
16:9	16:10	16:9	16:10
4,000 / 2,400	4,000 / 2,800	4,000 / 2,800	3,500 / 2,900
16,000:1	2,500,000:1	2,500,000:1	14,000:1
Lamp	Laser	Laser	Lamp
6,500 / 17,000 / N/A	20,000 / 30,000 / N/A	20,000 / 30,000 / N/A	5,000 / 10,000 / 9,000
1.32 - 2.14:1	0.48 - 0.65:1	0.45 - 0.61:1	0.28:1
30 - 300°	53 - 120°	56 - 132°	60 - 100°
Optical x1.6	Digital x1.35	Digital x1.35	Digital x1.35
Automatic ±30° Manual ±30°	Manual ±15° Manual ±15°	Manual ±15° Manual ±15°	Manual ±3° Manual ±3°
N/A	N/A	N/A	N/A
16W	16W	16W	16W
VGA in x2, VGA out, HDMI in x2, Composite in, Screen Mirroring (Miracast), USB 2.0 Type A, USB 2.0 Type B, RS-232C	VGA in x2, VGA out, HDMI x2, USB Type A, USB Type B, Composite RCA, RS-232C, Screen Mirroring (Miracast)	VGA in x2, VGA out, HDMI x2, USB Type A, USB Type B, Composite RCA, RS-232C, Screen Mirroring (Miracast)	VGA in, VGA out (switchable), HDMI x3, Composite RCA, S-Video, USB Type A x2, USB Type B, MHL (via HDMI 1), RS-232C
Stereo mini out, Stereo mini in (2x), RCA pair in, Microphone input	Stereo mini in x2, Microphone stereo mini in, Stereo mini out, RCA pair in	Stereo mini in x2, Microphone stereo mini in, Stereo mini out, RCA pair in	Stereo mini in x3, Microphone stereo mini in, Stereo mini out
LAN (RJ45) and Wireless LAN unit	LAN (RJ45) and wireless LAN unit	LAN (RJ45) and wireless LAN unit	LAN (RJ45) and optional wireless LAN unit
Epson iProjection (Windows/Mac), Epson iProjection App for iOS, Android and Chromebook, Epson Projector Management	Epson iProjection (Windows/Mac), Epson iProjection App for iOS, Android and Chromebook, Epson Projector Management	Epson iProjection (Windows/Mac), Epson iProjection App for iOS, Android and Chromebook, Epson Projector Management	Epson iProjection (Windows/Mac), Epson iProjection App for iOS, Android and Chromebook, Epson Projector Management
A/V mute slide, Horizontal keystone slider, Quick corner correction, Split screen, Auto source search, QR code function, Kensington lock, Padlock, Security cable hole, Stream and share features, Password protection, Optional carry case	Stream and share features, A/V mute, Copy OSD settings, Quick corner correction, PC-free presentation, Padlock, Security cable hole, Kensington lock, Wireless LAN unit lock, Password protection, optional carry case, Optional wall mount or ceiling mount	Stream and share features, A/V mute, Copy OSD settings, Quick corner correction, PC-free presentation, Padlock, Security cable hole, Kensington lock, Wireless LAN unit lock, Password protection, optional carry case, Optional wall mount or ceiling mount	Home screen, Multi-screen interactivity, Auto source search, A/V mute, Split screen up to 2 sources, 3-in-1 USB display, Copy OSD settings, Auto lamp dimming, PC-free presentation, Padlock, Security cable hole, Kensington lock
37 / 28 / N/A	37 / 27 / N/A	37 / 27 / N/A	35 / 30 / 29
3.1	4.6	4.6	5.7
309 x 282 x 90	325 x 337 x 90	325 x 337 x 90	367 x 400 x 149
327W / 225W / N/A	260W / 191W / N/A	260W / 191W / N/A	354W / 309W / 309W
0.3W	0.5W	0.5W	0.37W
N/A	N/A	N/A	N/A
Projector - 5 years Lamp - 5 years / 1,000hrs	5 years / 12,000hrs	5 years / 12,000hrs	Projector - 5 years Lamp - 5 years / 1,000hrs

Agile/collaboration space

Model	EB-760W	EB-770F	EB-810E
			
Resolution	WXGA (1280 x 800)	Full HD (1920 x 1080)	4KE (1080p)
Native aspect	16:10	16:9	16:9
Colour Light Output (lumens) normal / eco	4,100 / 2,800	4,100 / 2,800	5,000 / 3,500
Contrast ratio	2,500,000:1	2,500,000:1	2,500,000:1
Lightsource	Laser	Laser	Laser
Lightsource life (hours) normal / eco / eco2	20,000 / 30,000 / N/A	20,000 / 30,000 / N/A	20,000 / 30,000 / N/A
Throw ratio in native aspect	0.25 - 0.35:1	0.25 - 0.35:1	0.16:1
Scalable image size (diagonal)	68 - 138" 16:10 wall mount 60 - 150" 16:10 table mount	71 - 143" 16:9 wall mount 60 - 150" 16:9 table mount	80 - 150" wall mount 80 - 160" table mount
Zoom	Digital x1.35	Digital x1.35	Digital x1.35
Vertical keystone	Manual ±3°	Manual ±3°	N/A
Horizontal keystone	Manual ±3°	Manual ±3°	N/A
Lens shift	N/A	N/A	N/A
Speaker output	16W	16W	2 x 8W
Connectivity	VGA in x2, VGA out, HDMI x3, Composite, USB Type A x2, USB Type B, RS-232C, Screen Mirroring (Miracast)	VGA in x2, VGA out, HDMI x3, Composite, USB Type A x2, USB Type B, RS-232C, Screen Mirroring (Miracast)	HDMI In x2, out x1 (HDCP2.3), HDBaseT 1 (HDCP2.3), RS-232C, USB Type-A x2 (1x for data and 2A power), USB Type B x1, RJ45, Screen Mirroring (Miracast)
Audio connectivity	Stereo mini in x3, Microphone stereo mini in, Stereo mini out	Stereo mini in x3, Microphone stereo mini in, Stereo mini out	Digital using HDMI
Networking	LAN (RJ45) and wireless LAN unit	LAN (RJ45) and wireless LAN unit	LAN (RJ45) and wireless LAN
Epson software solutions	Epson iProjection (Windows/Mac), Epson iProjection App for iOS, Android and Chromebook, Epson Projector Management	Epson iProjection (Windows/Mac), Epson iProjection App for iOS, Android and Chromebook, Epson Projector Management	Epson iProjection (Windows/Mac), Epson iProjection App for iOS, Android and Chromebook, Epson Projector Management, Epson Projector Content Manager (Windows/macOS), Epson Creative Projection (iOS), Epson Setting Assistant
Other features	Optional mount, Stream and share features, Screen sharing function (client), A/V mute, Copy OSD settings, Quick corner correction, PC-free presentation, Split screen up to 4 sources, Auto source search, Padlock, Security cable hole, Kensington lock, Wireless LAN unit lock, Password protection	Optional mount, Edge blending, 16:6 display, Stream and share features, Screen sharing function (client), A/V mute, Copy OSD settings, Quick corner correction, PC-free presentation, Split screen up to 4 sources, Auto source search, Padlock, Security cable hole, Kensington lock, Wireless LAN unit lock, Password protection	Optional wall and ceiling mounts, 21:9 optional output, Improved audio chamber for improved bass and overall sound quality. Automated screen distortion correction via app. and share features, Screen sharing function (client), A/V mute, Copy OSD settings, Quick corner correction, PC-free presentation, Split screen up to 2 sources, Auto source search, Padlock, Security cable hole, Kensington lock, Wireless LAN unit lock, Password protection
Noise (dB) normal / eco / eco2	37 / 27 / N/A	37 / 27 / N/A	38 / 27 / N/A
Weight (kg)	6.0	6.0	12.2
Dimensions exc. feet (W x D x H mm)	359 x 395 x 133	359 x 395 x 133	695 x 341 x 145
Power consumption normal / eco / eco2	263W / 199W / N/A	263W / 199W / N/A	440W / N/A / N/A
Power consumption standby, comm. off	0.5W	0.5W	0.5W
Standard interchangeable lens included	N/A	N/A	N/A
Warranty	5 years / 12,000hrs	5 years / 12,000hrs	5 years / 12,000hrs

**EB-815E**

4KE (1080p)  
16:9  
5,000 / 3,500  
2,500,000:1  
Laser  
20,000 / 30,000 / N/A  
0.16:1  
80 - 150" wall mount  
80 - 160" table mount

Digital x1.35

N/A

N/A

N/A

2 x 8W

HDMI In x2, out x1 (HDCP2.3),  
HDBaseT 1 (HDCP2.3), RS-232C, USB  
Type-A x2 (1x for data and ELPAP11,  
1x for data and 2A power), USB Type  
B x1, Screen Mirroring (Miracast)  
Wireless LAN

Digital using HDMI

LAN (RJ45) and wireless LAN

Epson iProjection (Windows/Mac),  
Epson iProjection App for iOS, Android  
and Chromebook, Epson Projector  
Management, Epson Projector Content  
Manager (Windows/macOS), Epson  
Creative Projection (iOS), Epson Setting  
Assistant

Optional wall and ceiling mounts,  
21:9 optional output, Improved audio  
chamber for improved bass and  
overall sound quality. Automated  
screen distortion correction via app.  
and share features, Screen sharing  
function (client), A/V mute, Copy OSD  
settings, Quick corner correction, PC-  
free presentation, Split screen up to 2  
sources, Auto source search, Padlock,  
Security cable hole, Kensington lock,  
Wireless LAN unit lock, Password  
protection

38 / 27 / N/A

12.2

695 x 341 x 145

440W / N/A / N/A

0.5W

N/A

5 years / 12,000hrs

**EB-685Wi**

WXGA (1280 x 800)  
16:10  
3,500 / 2,900  
14,000:1  
Lamp  
5,000 / 10,000 / 9,000  
0.28:1  
60 - 100"

Digital x1.35

Manual ±3°  
Manual ±3°

N/A

16W

VGA in x2, VGA out (switchable), HDMI  
x3, Composite RCA, S-Video, USB  
Type A, USB Type B, MHL (via HDMI 1),  
RS-232C, Sync in, Sync out

Stereo mini in x3, Microphone stereo  
mini in, Stereo mini outLAN (RJ45) and optional wireless  
LAN unit

Epson iProjection (Windows/Mac),  
Epson iProjection App for iOS, Android  
and Chromebook, various collaboration  
software tools, Epson Projector  
Management

Home screen, Multi-screen  
interactivity, Auto source search,  
A/V mute, Split screen, 3-in-1 USB  
display, Copy OSD settings, Auto  
lamp dimming, Pen and touch  
interactivity, Auto calibration, PC-free  
presentation, Padlock, Security cable  
hole, Kensington lock

35 / 30 / 29

5.8

367 x 400 x 149

354W / 309W / 309W

0.37W

N/A

Projector - 5 years  
Lamp - 5 years / 1,000hrs**EB-695Wi**

WXGA (1280 x 800)  
16:10  
3,500 / 2,900  
14,000:1  
Lamp  
5,000 / 10,000 / 9,000  
0.28:1  
60 - 100"

Digital x1.35

Manual ±3°  
Manual ±3°

N/A

16W

VGA in x2, VGA out (switchable), HDMI  
x3, Composite RCA, S-Video, USB  
Type A, USB Type B, MHL (via HDMI 1),  
RS-232C, Sync in, Sync out

Stereo mini in x3, Microphone stereo  
mini in, Stereo mini outLAN (RJ45) and optional wireless  
LAN unit

Epson iProjection (Windows/Mac),  
Epson iProjection App for iOS, Android  
and Chromebook, various collaboration  
software tools, Epson Projector  
Management

Home screen, Multi-screen  
interactivity, Auto source search,  
A/V mute, Split screen, 3-in-1 USB  
display, Copy OSD settings, Auto  
lamp dimming, Pen and touch  
interactivity, Auto calibration, PC-free  
presentation, Padlock, Security cable  
hole, Kensington lock

35 / 30 / 29

5.8

367 x 400 x 149




354W / 309W / 309W

0.37W

N/A

Projector - 5 years  
Lamp - 5 years / 1,000hrs

Agile/collaboration space (interactive)

Model	EB-760Wi	EB-770Fi	EB-1485Fi
			
Resolution	WXGA (1280 x 800)	Full HD (1920 x 1080)	Full HD (1366 x 768 x 2)
Native aspect	16:10	16:9	16:9
Colour Light Output (lumens) normal / eco	4,100 / 2,800	4,100 / 2,800	5,000 / 3,500
Contrast ratio	2,500,000:1	2,500,000:1	2,500,000:1
Lightsource	Laser	Laser	Laser
Lightsource life (hours) normal / eco	20,000 / 30,000	20,000 / 30,000	20,000 / 30,000
Throw ratio in native aspect	0.27 - 0.37:1	0.25 - 0.35:1	0.27:1
Scalable image size (diagonal)	65 - 100"	65 - 100" / 16:9 aspect 60 - 110" / 16:6 aspect	65 - 100" / 16:9 aspect 61 - 120" / 16:6 aspect
Zoom	Digital x1.35	Digital x1.35	Digital x1.35
Vertical keystone	Manual ±3°	Manual ±3°	Manual ±3°
Horizontal keystone	Manual ±3°	Manual ±3°	Manual ±3°
Lens shift	N/A	N/A	N/A
Speaker output	16W	16W	2 x 8W
Connectivity	VGA in x2, VGA out, HDMI x3, Composite, USB Type A x2, USB Type B x2, RS-232C, Sync in, Sync out, Touch unit control, Screen Mirroring (Miracast)	VGA in x2, VGA out, HDMI x3, Composite, USB Type A x2, USB Type B x2, RS-232C, Sync in, Sync out, Touch unit control, Screen Mirroring (Miracast)	VGA in, VGA out, HDMI x3, USB Type A x2, USB Type B, HDMI-out, RS-232C, Sync in, Sync out, Touch unit control, Screen Mirroring (Miracast), HDBaseT
Audio connectivity	Stereo mini in x3, Microphone stereo mini in, Stereo mini out	Stereo mini in x3, Microphone stereo mini in, Stereo mini out	Stereo mini in x3, Microphone stereo mini in, Stereo mini out
Networking	LAN (RJ45) and wireless LAN unit	LAN (RJ45) and wireless LAN unit	LAN (RJ45) and wireless LAN unit
Epson software solutions	Epson iProjection (Windows/Mac), Epson iProjection App for iOS, Android and Chromebook, various collaboration software tools, Epson Projector Management	Epson iProjection (Windows/Mac), Epson iProjection App for iOS, Android and Chromebook, various collaboration software tools, Epson Projector Management	Epson iProjection (Windows/Mac), Epson iProjection App for iOS, Android and Chromebook, various collaboration software tools, Epson Projector Management
Other features	Pen interactivity and optional touch, Optional mount, Interactive home screen, Stream and share features, Screen sharing function (client), Whiteboard mode with document export support, Sliding split screen, split screen up to 4 sources, A/V mute, Copy OSD settings, Quick corner correction, PC-free presentation, Auto source search, Padlock, Security cable hole, Kensington lock, Wireless LAN unit lock, Password protection	Pen interactivity and optional touch, Optional mount, edge-blending, 16:6 display, Interactive home screen, Stream and share features, Screen sharing function (client), Whiteboard mode with document export support, Sliding split screen, split screen up to 4 sources, A/V mute, Copy OSD settings, Quick corner correction, PC-free presentation, Auto source search, Padlock, Security cable hole, Kensington lock, Wireless LAN unit lock, Password protection	Constant brightness mode, 16:6 display, Interactive home screen, Stream and share features, DuoLink interactivity, Screen sharing function (server/client), Whiteboard mode with document export support, Multiple display via Daisy chain, Auto power on, Auto source search, A/V mute, Sliding split screen, split screen up to 4 sources, Copy OSD settings, Pen and touch interactivity, Auto calibration, DICOM SIM colour mode, HDBaseT external control pad, Set-up wizard
Noise (dB) normal / eco	37 / 27	37 / 27	36 / 27
Weight (kg)	6.0	6.0	9.7
Dimensions exc. feet (W x D x H mm)	359 x 395 x 133	357 x 395 x 165	458 x 209.5 x 375
Power consumption normal / eco	263W / 199W	263W / 199W	366W / 262W
Power consumption standby, comm. off	0.5W	0.5W	0.5W
Standard interchangeable lens included	N/A	N/A	N/A
Warranty	5 years / 12,000hrs	5 years / 12,000hrs	5 years / 12,000hrs

## Large meeting room

### EB-2250U



WUXGA (1920 x 1200)  
 16:10  
 5,000 / 3,800  
  
 15,000:1  
 Lamp  
 5,000 / 10,000  
 1.38 - 2.28:1  
 50 - 300°  
  
 Optical x1.6  
 Automatic ±30°  
 Automatic ±20°  
  
 N/A  
 16W  
 VGA in x2, VGA out,  
 HDMI x2, Composite RCA,  
 USB Type A, USB Type B,  
 RS-232C, MHL (via HDMI 1)  
  
 RCA pair in, Stereo mini  
 in x2, Stereo mini out  
  
 LAN (RJ45) and optional wireless  
 LAN unit  
  
 Epson iProjection (Windows/Mac),  
 Epson iProjection App for iOS, Android  
 and Chromebook, Epson Projector  
 Management  
  
 Home Screen, Gesture Presenter,  
 A/V mute, screen fit, Split screen,  
 Auto power on, DICOM colour mode,  
 DCDi by Faroudja, Schedule function,  
 Focus help,  
 Real time keystone correction, Quick  
 corner, PC-free presentation, 3-in-1  
 USB display, Padlock, Security bar,  
 Kensington lock  
  
  
  
 39 / 29  
 4.6  
 377 x 291.5 x 110  
 405W / 323W  
 0.31W  
 N/A  
 Projector - 5 years  
 Lamp - 5 years / 1,000hrs

### EB-L210W






WXGA (1280 x 800)  
 16:10  
 4,500 / 3,100  
  
 2,500,000:1  
 Laser  
 20,000 / 30,000  
 1.41 - 2.26:1  
 30 - 300°  
  
 Optical x1.62  
 Automatic ±30°  
 Automatic ±30°  
  
 N/A  
 16W  
 VGA in (2x), VGA out, Composite in,  
 HDMI in x2, USB Type A (2A), USB  
 Type B, RS-232C, Screen Mirroring  
 (Miracast)  
  
 Stereo mini out, Stereo mini in (2x),  
 RCA pair in,  
 Microphone input  
  
 LAN (RJ45) and wireless LAN unit  
  
 Epson Projector Management, Epson  
 iProjection (Windows/Mac/Chrome/  
 iOS/Android), USB Display (Windows/  
 Mac), Epson Wireless Transmitter  
 Settings (Windows/Mac)  
  
 A/V mute slide, Horizontal keystone  
 slider, Quick corner correction, PC-  
 free, Split screen - up to 4 sources,  
 Auto source search, QR code function,  
 Kensington lock, Padlock, Security  
 cable hole, Wireless LAN security,  
 Password protection, VESA mount,  
 Optional carry case,  
  
  
  
 37 / 27  
 4.2  
 325 x 299 x 90  
 260W / 191W  
 0.5W  
 N/A  
 5 years / 12,000hrs

### EB-L260F



Full HD (1920 x 1080)  
 16:9  
 4,600 / 3,200  
  
 2,500,000:1  
 Laser  
 20,000 / 30,000  
 1.32 - 2.12:1  
 31 - 310°  
  
 Optical x1.62  
 Automatic ±30°  
 Automatic ±30°  
  
 N/A  
 16W  
 VGA in x2, VGA out, Composite in,  
 HDMI in x2, USB Type A (2A), USB  
 Type B, RS-232C, Screen Mirroring  
 (Miracast)  
  
 Stereo mini in x2, Stereo mini out  
  
 LAN (RJ45), built-in wireless LAN unit  
  
 Epson Projector Management, Epson  
 iProjection (Windows/Mac/Chrome/iOS/  
 Android), USB Display (Windows/Mac),  
 Epson Projector Content Manager  
 (Windows/Mac), Epson Creative  
 Projection (iOS), Epson Wireless  
 Transmitter Settings (Windows/Mac)  
  
 Edge-blending, 16:6 display, 21:9  
 display, PC-free, A/V mute slide,  
 Horizontal keystone slider, Quick  
 corner correction, PC-free, Split screen  
 - up to 4 sources, Auto source search,  
 QR code function, Kensington lock,  
 Padlock, Security cable hole, Wireless  
 LAN security, Content playback,  
 Password protection, DICOM SIM,  
 includes cable cover, VESA mount,  
 Optional carry case  
  
  
  
 37 / 27  
 4.2  
 325 x 299 x 90  
 260W / 191W  
 0.5W  
 N/A  
 5 years / 12,000hrs

	Large meeting room		
Model	EB-L520U	EB-L720U	EB-L530U
			
Resolution	WUXGA (1920 x 1200)	WUXGA (1920 x 1200)	WUXGA (1920 x 1200)
Native aspect	16:10	16:10	16:10
Colour Light Output (lumens) normal / eco	5,200 / 3,640	7,000 / 4,900	5,200 / 3,640
Contrast ratio	2,500,000:1	2,500,000:1	2,500,000:1
Lightsource	Laser	Laser	Laser
Lightsource life (hours) normal / eco	20,000 / 30,000	20,000 / 30,000	20,000 / 30,000
Throw ratio in native aspect	1.35 - 2.20:1	1.35 - 2.20:1	1.35 - 2.20:1
Scalable image size (diagonal)	50 - 500"	50 - 500"	50 - 500"
Zoom	Optical x1.6	Optical x1.6	Optical x1.6
Vertical keystone	Manual $\pm 30^\circ$	Manual $\pm 30^\circ$	Manual $\pm 30^\circ$
Horizontal keystone	Manual $\pm 30^\circ$	Manual $\pm 30^\circ$	Manual $\pm 30^\circ$
Lens shift	N/A	N/A	$\pm 50\%$ Vertical $\pm 20\%$ Horizontal
Speaker output	10W	10W	10W
Connectivity	VGA in x2, VGA out, HDMI in x2, HDBaseT, Miracast (when use ELPAP11), USB Type A, USB Type B, RS-232C	VGA in x2, VGA out, HDMI in x2, HDBaseT, Miracast (when use ELPAP11), USB Type A, USB Type B, RS-232C	HDMI in x2, HDMI out, HDBaseT, VGA in x2, VGA out, RS-232C, USB Type A x2, USB Type B, Screen Mirroring (Miracast)
Audio connectivity	Stereo mini out, Stereo mini in (2x)	Stereo mini out, Stereo mini in (2x)	Stereo mini in x2, Stereo mini out
Networking	LAN (RJ45) and optional wireless LAN unit	LAN (RJ45) and optional wireless LAN unit	LAN (RJ45), built-in wireless LAN unit
Epson software solutions	Epson iProjection (Windows/Mac), Epson iProjection App for iOS, Android and Chromebook, Epson Projector Management, Epson Projector Content Manager	Epson iProjection (Windows/Mac), Epson iProjection App for iOS, Android and Chromebook, Epson Projector Management, Epson Projector Content Manager	Epson iProjection (Windows/Mac), Epson iProjection App for iOS, Android and Chromebook, Epson Projector Professional Tool, Epson Projector Management, Epson Projector Content Manager, Epson Creative Projection
Other features	A/V mute, Arc correction, Edge blending, PC Free, Quick corner, Screen share, Source function, Ultra-wide display (16:6), Home Screen, A/V mute, Split screen - up to 4 sources, Auto power on, Auto source search, Quick startup, Padlock, Security cable hole, Kensington lock, 360° installation, Wireless LAN unit lock	A/V mute, Arc correction, Edge blending, PC Free, Quick corner, Screen share, Source function, Ultra-wide display (16:6), Home Screen, A/V mute, Split screen - up to 4 sources, Auto power on, Auto source search, Quick startup, Padlock, Security cable hole, Kensington lock, 360° installation, Wireless LAN unit lock	A/V mute, USB content playback for source-free signage, Edge blending, Daisy chain multi-projection, Point and Arc correction, Schedule function, Split screen, Auto source search, Copy OSD settings, Padlock, Security cable hole, Kensington lock, 360° installation, Cable cover included
Noise (dB) normal / eco	31 / 23	39 / 27	31 / 23
Weight (kg)	7.7	7.8	8.2
Dimensions exc. feet (W x D x H mm)	440 x 304 x 122	440 x 304 x 122	440 x 304 x 122
Power consumption normal / eco	293W / 223W	345W / 258W	293W / 223W
Power consumption standby, comm. off	0.3W	0.3W	0.3W
Standard interchangeable lens included	N/A	N/A	N/A
Warranty	3 years	3 years	3 years



## Large meeting room

### EB-L630U



WUXGA (1920 x 1200)

16:10

6,200 / 4,340

2,500,000:1

Laser

20,000 / 30,000

1.35 - 2.20:1

50 - 500\*

Optical x1.6

Manual ±30°

Manual ±30°

± 50% Vertical

± 20% Horizontal

10W

HDMI in x2, HDMI out, HDBaseT, VGA in x2, VGA out, RS-232C, USB Type A x2, USB Type B, Screen Mirroring (Miracast)

Stereo mini in x2, Stereo mini out

LAN (RJ45), built-in wireless LAN unit

Epson iProjection (Windows/Mac), Epson iProjection App for iOS, Android and Chromebook, Epson Projector Professional Tool, Epson Projector Management, Epson Projector Content Manager, Epson Creative Projection

A/V mute, USB content playback for source-free signage, Edge blending, Daisy chain multi-projection, Point and Arc correction, Schedule function, Split screen, Auto source search, Copy OSD settings, Padlock, Security cable hole, Kensington lock, 360° installation, Cable cover included

38 / 27

8.4

440 x 304 x 122

345W / 258W

0.3W

N/A

3 years

### EB-L730U



WUXGA (1920 x 1200)

16:10

7,000 / 4,900

2,500,000:1

Laser

20,000 / 30,000

1.35 - 2.20:1

50 - 500\*

Optical x1.6

Manual ±30°

Manual ±30°

± 50% Vertical

± 20% Horizontal

10W

HDMI in x2, HDMI out, HDBaseT, VGA in x2, VGA out, RS-232C, USB Type A x2, USB Type B, Screen Mirroring (Miracast)

Stereo mini in x2, Stereo mini out

LAN (RJ45), built-in wireless LAN unit

Epson iProjection (Windows/Mac), Epson iProjection App for iOS, Android and Chromebook, Epson Projector Professional Tool, Epson Projector Management, Epson Projector Content Manager, Epson Creative Projection

A/V mute, USB content playback for source-free signage, Edge blending, Daisy chain multi-projection, Point and Arc correction, Schedule function, Split screen, Auto source search, Copy OSD settings, Padlock, Security cable hole, Kensington lock, 360° installation, Cable cover included

38 / 27

8.4

440 x 304 x 122

345W / 258W

0.3W

N/A

3 years

### EB-L735U



WUXGA (1920 x 1200)

16:10

7,000 / 4,900

2,500,000:1

Laser

20,000 / 30,000

1.35 - 2.20:1

50 - 500\*

Optical x1.6

Manual ±30°

Manual ±30°

± 50% Vertical

± 20% Horizontal

10W

HDMI in x2, HDMI out, HDBaseT, VGA in x2, VGA out, RS-232C, USB Type A x2, USB Type B, Screen Mirroring (Miracast)

Stereo mini in x2, Stereo mini out

LAN (RJ45), built-in wireless LAN unit

Epson iProjection (Windows/Mac), Epson iProjection App for iOS, Android and Chromebook, Epson Projector Professional Tool, Epson Projector Management, Epson Projector Content Manager, Epson Creative Projection

A/V mute, USB content playback for source-free signage, Edge blending, Daisy chain multi-projection, Point and Arc correction, Schedule function, Split screen, Auto source search, Copy OSD settings, Padlock, Security cable hole, Kensington lock, 360° installation, Cable cover included

38 / 27

8.4

440 x 304 x 122

345W / 258W

0.3W

N/A

3 years

### EB-L630SU



WUXGA (1920 x 1200)

16:10

6,000 / 4,200

2,500,000:1

Laser

20,000 / 30,000

0.8:1

50 - 200\*

Digital x1.35

Manual ±30°

Manual ±30°

± 50% Vertical

± 20% Horizontal

10W

HDMI in x2, HDMI out, HDBaseT, VGA in x2, VGA out, RS-232C, USB Type A x2, USB Type B, Screen Mirroring (Miracast)

Stereo mini in x2, Stereo mini out

LAN (RJ45), built-in wireless LAN unit

Epson iProjection (Windows/Mac), Epson iProjection App for iOS, Android and Chromebook, Epson Projector Professional Tool, Epson Projector Management, Epson Projector Content Manager, Epson Creative Projection

A/V mute, USB content playback for source-free signage, Edge blending, Daisy chain multi-projection, Point and Arc correction, Schedule function, Split screen, Auto source search, Copy OSD settings, Padlock, Security cable hole, Kensington lock, 360° installation, Cable cover included

38 / 27

8.4

440 x 304 x 122




345W / 258W

0.3W

N/A

3 years

## Large meeting room

Model	EB-L635SU	EB-L570U	EB-L770U
			
Resolution	WUXGA (1920 x 1200)	4KE (WUXGA)	4KE (WUXGA)
Native aspect	16:10	16:10	16:10
Colour Light Output (lumens) normal / eco	6,000 / 4,200	5,200 / 3,640	7,000 / 4,900
Contrast ratio	2,500,000:1	2,500,000:1	2,500,000:1
Lightsource	Laser	Laser	Laser
Lightsource life (hours) normal / eco	20,000 / 30,000	20,000 / 30,000	20,000 / 30,000
Throw ratio in native aspect	0.8:1	1.35 - 2.20:1	1.35 - 2.20:1
Scalable image size (diagonal)	50 - 200"	50 - 500"	50 - 500"
Zoom	Digital x1.35	Optical x1.6	Optical x1.6
Vertical keystone	Manual ±30°	Manual ±30°	Manual ±30°
Horizontal keystone	Manual ±30°	Manual ±30°	Manual ±30°
Lens shift	± 50% Vertical ± 20% Horizontal	± 50% Vertical ± 20% Horizontal	± 50% Vertical ± 20% Horizontal
Speaker output	10W	10W	10W
Connectivity	HDMI in x2, HDMI out, HDBaseT, VGA in x2, VGA out, RS-232C, USB Type A x2, USB Type B, Screen Mirroring (Miracast)	HDMI in x2, HDMI out, HDBaseT, RS-232C, USB Type A (2A), USB Type B	HDMI in x2, HDMI out, HDBaseT, RS-232C, USB Type A (2A), USB Type B
Audio connectivity	Stereo mini in x2, Stereo mini out	Stereo mini out	Stereo mini out
Networking	LAN (RJ45), built-in wireless LAN unit	LAN (RJ45), optional wireless LAN unit	LAN (RJ45), optional wireless LAN unit
Epson software solutions	Epson iProjection (Windows/Mac), Epson iProjection App for iOS, Android and Chromebook, Epson Projector Professional Tool, Epson Projector Management, Epson Projector Content Manager, Epson Creative Projection	Epson Projector Management (Windows), Epson iProjection (Windows/Mac/iOS/Android/Chrome), Epson Projector Professional Tool (Windows/ Mac), Epson Projector Content Manager (Windows/Mac), Epson Creative Projection (iOS)	Epson Projector Management (Windows), Epson iProjection (Windows/Mac/iOS/Android/Chrome), Epson Projector Professional Tool (Windows/ Mac), Epson Projector Content Manager (Windows/Mac), Epson Creative Projection (iOS)
Other features	A/V mute, USB content playback for source-free signage, Edge blending, Daisy chain multi-projection, Point and Arc correction, Schedule function, Split screen, Auto source search, Copy OSD settings, Padlock, Security cable hole, Kensington lock, 360° installation, Cable cover included	4K enhancement, A/V mute, Edge blending, Point correction, Quick Corner, Curved surface correction, Corner wall, Geometry correction memory, Schedule setting, Split screen, Source search, Padlock & Security Cable Hole, Kensington Lock, Wireless LAN Unit Lock, PC Free (Still image/ Movie), Copy OSD settings, Projector Control and Management, 360° installation, Cable cover included, Optional camera for simple stacking and blending	4K enhancement, A/V mute, Edge blending, Point correction, Quick Corner, Curved surface correction, Corner wall, Geometry correction memory, Schedule setting, Split screen, Source search, Padlock & Security Cable Hole, Kensington Lock, Wireless LAN Unit Lock, PC Free (Still image/ Movie), Copy OSD settings, Projector Control and Management, 360° installation, Cable cover included, Optional camera for simple stacking and blending
Noise (dB) normal / eco	38 / 27	31 / 23	38 / 27
Weight (kg)	8.4	8.5	8.7
Dimensions exc. feet (W x D x H mm)	440 x 304 x 122	440 x 304 x 122	440 x 304 x 122
Power consumption normal / eco	345W / 258W	312W / 234W	366W / 268W
Power consumption standby, comm. off	0.3W	0.5W	0.5W
Standard interchangeable lens included	N/A	N/A	N/A
Warranty	3 years	3 years	3 years

## EB-L775U



## EV-110






## EV-115



## EB-L260F



4KE (WUXGA)	WXGA (1280 x 800)	WXGA (1280 x 800)	Full HD (1920 x 1080)
16:10	16:10	16:10	16:9 (supports 16:6 and 21:9)
7,000 / 4,900	2,200 / 1,100	2,200 / 1,100	4,600 / 3,200
2,500,000:1	2,500,000:1	2,500,000:1	2,500,000:1
Laser	Laser	Laser	Laser
20,000 / 30,000	20,000 / 30,000	20,000 / 30,000	20,000 / 30,000
1.35 - 2.20:1	1.38 - 2.19:1	1.38 - 2.19:1	1.32 - 2.12:1
50 - 500°	30 - 150°	30 - 150°	31 - 310°
Optical x1.6	Optical x1.6	Optical x1.6	Optical x1.62
Manual ±30° Manual ±30°	Manual ±45° Manual ±40°	Manual ±45° Manual ±40°	Manual ±30° Manual ±30°
± 50% Vertical ± 20% Horizontal	N/A	N/A	N/A
10W	N/A	N/A	16W
HDMI in x2, HDMI out, HDBaseT, RS-232C, USB Type A (2A), USB Type B	SD card, HDMI in, USB Type A (for GPI function or 5V/2A power supply), USB Type B (for firmware updates)	SD card, HDMI in, USB Type A (for GPI function or 5V/2A power supply), USB Type B (for firmware updates)	VGA in, VGA out, HDMI x2, Composite, USB Type A x1, USB Type B, RS-232C, Screen Mirroring (Miracast)
Stereo mini out	Stereo mini out, Bluetooth	Stereo mini out, Bluetooth	Stereo mini in x2, Stereo mini out
LAN (RJ45), optional wireless LAN unit	LAN (RJ45) and wireless LAN	LAN (RJ45) and wireless LAN	LAN (RJ45), built-in wireless LAN unit
Epson Projector Management (Windows), Epson iProjection (Windows/Mac/iOS/ Android/Chrome), Epson Projector Professional Tool (Windows/ Mac), Epson Projector Content Manager (Windows/Mac), Epson Creative Projection (iOS)	Epson iProjection (Windows/Mac), Epson iProjection App for iOS and Android, Epson Projector Management, Epson Projector Content Manager, Epson Creative Projection	Epson iProjection (Windows/Mac), Epson iProjection App for iOS and Android, Epson Projector Management, Epson Projector Content Manager, Epson Creative Projection	Epson iProjection (Windows/ Mac), Epson iProjection App for iOS, Android and Chromebook, Epson Projector Management, Epson Projector Content Manager, Epson Creative Projection for iOS
4K enhancement, A/V mute, Edge blending, Point correction, Quick Corner, Curved surface correction, Corner wall, Geometry correction memory, Schedule setting, Split screen, Source search, Padlock & Security Cable Hole, Kensington Lock, Wireless LAN Unit Lock, PC Free (Still image/ Movie), Copy OSD settings, Projector Control and Management, 360° installation, Cable cover included, Optional camera for simple stacking and blending	Constant brightness mode, Home screen, Schedule function, Auto source search, A/V mute, SD card playback for source free signage, Optional lighting track mount and floor stand, Edge blending, 360° installation, Built-in media player, GPI function	Constant brightness mode, Home screen, Schedule function, Auto source search, A/V mute, SD card playback for source free signage, Optional lighting track mount and floor stand, Edge blending, 360° installation, Built-in media player, GPI function	Optional mount, Edge blending, 16:6 display, Stream and share features, Screen sharing function (client), A/V mute, Copy OSD settings, Quick corner correction, PC-free presentation, Split screen up to 4 sources, Auto source search, Padlock, Security cable hole, Kensington lock, Password protection, Content playback, Floor & ceiling installation, lighting track installation
38 / 27	34 / 22	34 / 22	37 / 27
8.7	5.0	5.0	4.2
440 x 304 x 122	Projection unit 175 x 260 x 175 Power supply 361 x 110 x 65	Projection unit 175 x 260 x 175 Power supply 361 x 110 x 65	325 x 299 x 90
366W / 268W	149W / 122W	149W / 122W	260W / 191W
0.5W	0.4W	0.4W	0.5W
N/A	N/A	N/A	N/A
3 years	5 years / 12,000hrs	5 years / 12,000hrs	5 years / 12,000hrs

	Lighting & Signage		
Model	EB-L265F	EB-770F	EB-775F
			
Resolution	Full HD (1920 x 1080)	Full HD (1920 x 1080)	Full HD (1920 x 1080)
Native aspect	16:9 (supports 16:6 and 21:9)	16:9	16:9
Colour Light Output (lumens) normal / eco	4,600 / 3,200	4,100 / 2,800	4,100 / 2,800
Contrast ratio	2,500,000:1	2,500,000:1	2,500,000:1
Lightsource	Laser	Laser	Laser
Lightsource life (hours) normal / eco	20,000 / 30,000	20,000 / 30,000	20,000 / 30,000
Throw ratio in native aspect	1.32 - 2.12:1	0.25 - 0.35:1	0.25 - 0.35:1
Scalable image size (diagonal)	31 - 310"	66 - 143" / 16:9 aspect 66 - 134" / 16:6 aspect	66 - 143" / 16:9 aspect 66 - 134" / 16:6 aspect
Zoom	Optical x1.62	Digital x1.35	Digital x1.35
Vertical keystone	Manual ±30°	Manual ±3°	Manual ±3°
Horizontal keystone	Manual ±30°	Manual ±3°	Manual ±3°
Lens shift	N/A	N/A	N/A
Speaker output	16W	16W	16W
Connectivity	VGA in, VGA out, HDMI x2, Composite, USB Type A x1, USB Type B, RS-232C, Screen Mirroring (Miracast)	VGA in x2, VGA out, HDMI x3, Composite, USB Type A x2, USB Type B, RS-232C, Screen Mirroring (Miracast)	VGA in x2, VGA out, HDMI x3, Composite, USB Type A x2, USB Type B, RS-232C, Screen Mirroring (Miracast), Wireless LAN
Audio connectivity	Stereo mini in x2, Stereo mini out	Stereo mini in x3, Microphone stereo mini in, Stereo mini out	Stereo mini in x3, Microphone stereo mini in, Stereo mini out
Networking	LAN (RJ45), built-in wireless LAN unit	LAN (RJ45) and wireless LAN unit	LAN (RJ45) and wireless LAN unit
Epson software solutions	Epson iProjection (Windows/Mac), Epson iProjection App for iOS, Android and Chromebook, Epson Projector Management, Epson Projector Content Manager, Epson Creative Projection for iOS	Epson iProjection (Windows/Mac), Epson iProjection App for iOS, Android and Chromebook, Epson Projector Management, Epson Content Manager, Epson Creative Projection for iOS	Epson iProjection (Windows/Mac), Epson iProjection App for iOS, Android and Chromebook, Epson Projector Management, Epson Content Manager, Epson Creative Projection for iOS
Other features	Optional mount, Edge blending, 16:6 display, Stream and share features, Screen sharing function (client), A/V mute, Copy OSD settings, Quick corner correction, PC-free presentation, Split screen up to 4 sources, Auto source search, Padlock, Security cable hole, Kensington lock, Password protection, Content playback, Floor & ceiling installation, lighting track installation	Optional mount, Edge blending, 16:6 display, Stream and share features, Screen sharing function (client), A/V mute, Copy OSD settings, Quick corner correction, PC-free presentation, Split screen up to 4 sources, Auto source search, Padlock, Security cable hole, Kensington lock, Wireless LAN unit lock, Password protection, Content playback, Ceiling install	Optional mount, Edge blending, 16:6 display, Stream and share features, Screen sharing function (client), A/V mute, Copy OSD settings, Quick corner correction, PC-free presentation, Split screen up to 4 sources, Auto source search, Padlock, Security cable hole, Kensington lock, Wireless LAN unit lock, Password protection, Content playback, Ceiling install
Noise (dB) normal / eco	37 / 27	37 / 27	37 / 27
Weight (kg)	4.2	6.0	6.0
Dimensions exc. feet (W x D x H mm)	325 x 299 x 90	359 x 395 x 133	359 x 395 x 133
Power consumption normal / eco	260W / 191W	263W / 199W	263W / 199W
Power consumption standby, comm. off	0.5W	0.5W	0.5W
Standard interchangeable lens included	N/A	N/A	N/A
Warranty	5 years / 12,000hrs	5 years / 12,000hrs	5 years / 12,000hrs

## Lighting &amp; Signage

## Installation

## EB-800F

## EB-805F

## EB-PU1006W

## EB-PU1007W



Full HD (1366 x 768 x 2)

Full HD (1366 x 768 x 2)

WUXGA (1920 x 1200)

WUXGA (1920 x 1200)

16:9

16:9

16:10

16:10

5,000 / 3,500

5,000 / 3,500

6,000 / 4,200

7,000 / 4,900

2,500,000:1

2,500,000:1

2,500,000:1

2,500,000:1

Laser

Laser

Laser

Laser

20,000 / 30,000

20,000 / 30,000

20,000 / 30,000

20,000 / 30,000

0.27 - 0.37:1

0.27 - 0.37:1

1.44 - 2.32:1

1.44 - 2.32:1

65 - 130° / 16:9 aspect  
61 - 120° / 16:6 aspect65 - 130° / 16:9 aspect  
61 - 120° / 16:6 aspect

50 - 1,000°

50 - 1,000°

Digital x1.35

Digital x1.35

Optical x1.6

Optical x1.6

Manual ±3°

Manual ±3°

Manual ±45°

Manual ±45°

Manual ±3°

Manual ±3°

Manual ±30°

Manual ±30°

N/A

N/A

± 67% Vertical  
± 30% Horizontal± 67% Vertical  
± 30% Horizontal

2x 8W

2x 8W

N/A

N/A

VGA in x2, VGA out, HDMI  
in x3, HDMI out, Composite  
in, HDBaseT, RS-232, USB  
Type A x2, USB Type BVGA in x2, VGA out, HDMI  
in x3, HDMI out, Composite  
in, HDBaseT, RS-232, USB  
Type A x2, USB Type BHDMI in (HDCP 2.3), DVI in,  
HDBaseT, VGA in, RS-232C,  
USB Type A, USB Type B  
(Service only), Remote, NFCHDMI in (HDCP 2.3), DVI in,  
HDBaseT, VGA in, RS-232C,  
USB Type A, USB Type B  
(Service only), Remote, NFCStereo mini in x2,  
Stereo mini outStereo mini in x2,  
Stereo mini out

Stereo mini out

Stereo mini out

LAN (RJ45) and optional  
wireless LAN unitLAN (RJ45) and optional  
wireless LAN unitLAN (RJ45) and optional  
wireless LAN unitLAN (RJ45) and optional  
wireless LAN unitEpson iProjection (Windows/  
Mac), Epson iProjection  
App for iOS, Android and  
Chromebook, Epson  
Projector Management,  
Epson Projector Content  
Manager, Epson Creative  
ProjectionEpson iProjection (Windows/  
Mac), Epson iProjection  
App for iOS, Android and  
Chromebook, Epson  
Projector Management,  
Epson Projector Content  
Manager, Epson Creative  
ProjectionEpson iProjection  
(Windows/Mac), Epson  
iProjection App for iOS,  
Android and Chromebook,  
Epson Projector  
Professional Tool, Epson  
Projector Management,  
Epson Projector Content  
Manager, Epson Creative  
Projection, Epson Projector  
Config ToolEpson iProjection  
(Windows/Mac), Epson  
iProjection App for iOS,  
Android and Chromebook,  
Epson Projector  
Professional Tool, Epson  
Projector Management,  
Epson Projector Content  
Manager, Epson Creative  
Projection, Epson Projector  
Config Tool16:6 display,  
Multi-projection via daisy  
chain, A/V mute, USB  
content playback for source-  
free signage, Edge blending,  
Point and Arc correction,  
Schedule function, Auto  
source search, Copy OSD  
settings, DICOM colour  
mode, Padlock, Security  
cable hole, Kensington lock,  
360° installation, Optional  
wall mount16:6 display,  
Multi-projection via daisy  
chain, A/V mute, USB  
content playback for source-  
free signage, Edge blending,  
Point and Arc correction,  
Schedule function, Auto  
source search, Copy OSD  
settings, DICOM colour  
mode, Padlock, Security  
cable hole, Kensington lock,  
360° installation, Optional  
wall mount4K enhancement, HDR  
support, Powered zoom,  
Focus and lens shift, Lens  
memory, Interchangeable  
lens options including zero  
offset UST lens, Optional  
camera, Portrait projection,  
21:9 display, A/V mute,  
USB content playback for  
source-free signage, Edge  
blending, Point correction,  
Curved surface and corner  
wall correction, 360°  
installation4K enhancement, HDR  
support, Powered zoom,  
Focus and lens shift, Lens  
memory, Interchangeable  
lens options including zero  
offset UST lens, Optional  
camera, Portrait projection,  
21:9 display, A/V mute,  
USB content playback for  
source-free signage, Edge  
blending, Point correction,  
Curved surface and corner  
wall correction, 360°  
installation

36 / 27

36 / 27

30 / 28

33 / 29

9.2

9.2

15.4

16.3

458 x 210 x 375

458 x 210 x 375

545 x 436 x 164

545 x 436 x 164

366W / 262W

366W / 262W

367W / 310W

431W / 366W

0.5W

0.5W

0.5W

0.5W

N/A

N/A

N/A




N/A

5 years / 12,000hrs

5 years / 12,000hrs

3 years

3 years

	Installation		
Model	EB-PU1007B	EB-PU1008W	EB-PU1008B
			
Resolution	WUXGA (1920 x 1200)	WUXGA (1920 x 1200)	WUXGA (1920 x 1200)
Native aspect	16:10	16:10	16:10
Colour Light Output (lumens) normal / eco	7,000 / 4,900	8,500 / 5,950	8,500 / 5,950
Contrast ratio	2,500,000:1	2,500,000:1	2,500,000:1
Lightsource	Laser	Laser	Laser
Lightsource life (hours) normal / eco	20,000 / 30,000	20,000 / 30,000	20,000 / 30,000
Throw ratio in native aspect	1.44 - 2.32:1	1.44 - 2.32:1	1.44 - 2.32:1
Scalable image size (diagonal)	50 - 1,000"	50 - 1,000"	50 - 1,000"
Zoom	Optical x1.6	Optical x1.6	Optical x1.6
Vertical keystone	Manual $\pm 45^\circ$	Manual $\pm 45^\circ$	Manual $\pm 45^\circ$
Horizontal keystone	Manual $\pm 30^\circ$	Manual $\pm 30^\circ$	Manual $\pm 30^\circ$
Lens shift	$\pm 67\%$ Vertical $\pm 30\%$ Horizontal	$\pm 67\%$ Vertical $\pm 30\%$ Horizontal	$\pm 67\%$ Vertical $\pm 30\%$ Horizontal
Speaker output	N/A	N/A	N/A
Connectivity	HDMI in (HDCP 2.3), DVI in, HDBaseT, VGA in, RS-232C, USB Type A, USB Type B (Service only), Remote, NFC	HDMI in (HDCP 2.3), DVI in, HDBaseT, VGA in, RS-232C, USB Type A, USB Type B (Service only), Remote, NFC	HDMI in (HDCP 2.3), DVI in, HDBaseT, VGA in, RS-232C, USB Type A, USB Type B (Service only), Remote, NFC
Audio connectivity	Stereo mini out	Stereo mini out	Stereo mini out
Networking	LAN (RJ45) and optional wireless LAN unit	LAN (RJ45) and optional wireless LAN unit	LAN (RJ45) and optional wireless LAN unit
Epson software solutions	Epson iProjection (Windows/Mac), Epson iProjection App for iOS, Android and Chromebook, Epson Projector Professional Tool, Epson Projector Management, Epson Projector Content Manager, Epson Creative Projection, Epson Projector Config Tool	Epson iProjection (Windows/Mac), Epson iProjection App for iOS, Android and Chromebook, Epson Projector Professional Tool, Epson Projector Management, Epson Projector Content Manager, Epson Creative Projection, Epson Projector Config Tool	Epson iProjection (Windows/Mac), Epson iProjection App for iOS, Android and Chromebook, Epson Projector Professional Tool, Epson Projector Management, Epson Projector Content Manager, Epson Creative Projection, Epson Projector Config Tool
Other features	4K enhancement, HDR support, Powered zoom, Focus and lens shift, Lens memory, Interchangeable lens options including zero offset UST lens, Optional camera, Portrait projection, 21:9 display, A/V mute, USB content playback for source-free signage, Edge blending, Point correction, Curved surface and corner wall correction, 360° installation	4K enhancement, HDR support, Powered zoom, Focus and lens shift, Lens memory, Interchangeable lens options including zero offset UST lens, Optional camera, Portrait projection, 21:9 display, A/V mute, USB content playback for source-free signage, Edge blending, Point correction, Curved surface and corner wall correction, 360° installation	4K enhancement, HDR support, Powered zoom, Focus and lens shift, Lens memory, Interchangeable lens options including zero offset UST lens, Optional camera, Portrait projection, 21:9 display, A/V mute, USB content playback for source-free signage, Edge blending, Point correction, Curved surface and corner wall correction, 360° installation
Noise (dB) normal / eco	33 / 29	35 / 30	35 / 30
Weight (kg)	16.3	16.3	16.3
Dimensions exc. feet (W x D x H mm)	545 x 436 x 164	545 x 436 x 164	545 x 436 x 164
Power consumption normal / eco	431W / 366W	535W / 452W	535W / 452W
Power consumption standby, comm. off	0.5W	0.5W	0.5W
Standard interchangeable lens included	N/A	N/A	N/A
Warranty	3 years	3 years	3 years

## Installation

### EB-PQ2008W



### EB-PQ2008B



### EB-PU2010W



### EB-PU2010B






4K (3840 x 2160) <sup>1</sup>	4K (3840 x 2160) <sup>1</sup>	WUXGA (1920 x 1200)	WUXGA (1920 x 1200)
16:9	16:9	16:10	16:10
8,000 / 5,600	8,000 / 5,600	10,000 / 7,000	10,000 / 7,000
2,500,000:1	2,500,000:1	2,500,000:1	2,500,000:1
Laser	Laser	Laser	Laser
20,000 / 30,000	20,000 / 30,000	20,000 / 30,000	20,000 / 30,000
1.52 - 2.47:1	1.52 - 2.47:1	1.57 - 2.56:1	1.57 - 2.56:1
60 - 1,000°	60 - 1,000°	60 - 1,000°	60 - 1,000°
Optical x1.6	Optical x1.6	Optical x1.6	Optical x1.6
Manual ±45° Manual ±30°	Manual ±45° Manual ±30°	Manual ±45° Manual ±30°	Manual ±45° Manual ±30°
± 58% Vertical ± 16% Horizontal	± 58% Vertical ± 16% Horizontal	± 60% Vertical ± 18% Horizontal	± 60% Vertical ± 18% Horizontal
N/A	N/A	N/A	N/A
HDMI in x2, HDMI out, HDBaseT, RS-232C, USB Type A x2, USB Type B (Service only), Remote, NFC	HDMI in x2, HDMI out, HDBaseT, RS-232C, USB Type A x2, USB Type B (Service only), Remote, NFC	HDMI in (HDCP 2.3), DVI in, HDBaseT, SDI in, SDI out, VGA in, RS-232C, USB Type A, USB Type B (Service only), Remote, NFC	HDMI in (HDCP 2.3), DVI in, HDBaseT, SDI in, SDI out, VGA in, RS-232C, USB Type A, USB Type B (Service only), Remote, NFC
Stereo mini out	Stereo mini out	Stereo mini out	Stereo mini out
LAN (RJ45) and optional wireless LAN unit	LAN (RJ45) and optional wireless LAN unit	LAN (RJ45) and optional wireless LAN unit	LAN (RJ45) and optional wireless LAN unit
Epson iProjection (Windows/Mac), Epson iProjection App for iOS, Android and Chromebook, Epson Projector Professional Tool, Epson Projector Management, Epson Projector Content Manager, Epson Creative Projection, Epson Projector Config Tool	Epson iProjection (Windows/Mac), Epson iProjection App for iOS, Android and Chromebook, Epson Projector Professional Tool, Epson Projector Management, Epson Projector Content Manager, Epson Creative Projection, Epson Projector Config Tool	Epson iProjection (Windows/Mac), Epson iProjection App for iOS, Android and Chromebook, Epson Projector Professional Tool, Epson Projector Management, Epson Projector Content Manager, Epson Creative Projection, Epson Projector Config Tool	Epson iProjection (Windows/Mac), Epson iProjection App for iOS, Android and Chromebook, Epson Projector Professional Tool, Epson Projector Management, Epson Projector Content Manager, Epson Creative Projection, Epson Projector Config Tool
4K Crystal Motion, HDR support, Powered zoom, focus and lens shift, Lens memory, Interchangeable lens options including zero offset UST lens, Optional camera, Daisy chain multi-projection, Portrait projection, 21:9 display, A/V mute, USB content playback for source-free signage, Edge blending, Point correction, Curved surface and corner wall correction, 360° installation, Back up source function, 120Hz support	4K Crystal Motion, HDR support, Powered zoom, focus and lens shift, Lens memory, Interchangeable lens options including zero offset UST lens, Optional camera, Daisy chain multi-projection, Portrait projection, 21:9 display, A/V mute, USB content playback for source-free signage, Edge blending, Point correction, Curved surface and corner wall correction, 360° installation, Back up source function, 120Hz support	4K enhancement, HDR support, Powered zoom, Focus and lens shift, Lens memory, Interchangeable lens options including zero offset UST lens, Optional camera, Daisy chain multi-projection, Portrait projection, 21:9 display, A/V mute, USB content playback for source-free signage, Edge blending, Point correction, Curved surface and corner wall correction, 360° installation	4K enhancement, HDR support, Powered zoom, Focus and lens shift, Lens memory, Interchangeable lens options including zero offset UST lens, Optional camera, Daisy chain multi-projection, Portrait projection, 21:9 display, A/V mute, USB content playback for source-free signage, Edge blending, Point correction, Curved surface and corner wall correction, 360° installation
37 / 30	37 / 30	37 / 30	37 / 30
Less than 20	Less than 20	16.8	16.8
545 x 436 x 164	545 x 436 x 164	545 x 436 x 164	545 x 436 x 164
515W / 385W	515W / 385W	535W / 452W	535W / 452W
0.5W	0.5W	0.5W	0.5W
N/A	N/A	N/A	N/A
3 years	3 years	3 years	3 years

<sup>1</sup> Maximum physical resolution using 4K Crystal Motion technology.

Specifications vary by lens, please refer to lens specifications. **EB-PQ model specifications are preliminary and subject to change**



	Installation		
Model	EB-PQ2010W	EB-PQ2010B	EB-PU2113W
			
Resolution	4K (3840 x 2160) <sup>1</sup>	4K (3840 x 2160) <sup>1</sup>	WUXGA (1920 x 1200)
Native aspect	16:9	16:9	16:10
Colour Light Output (lumens) normal / eco	10,000 / 7,000	10,000 / 7,000	13,000 / 9,100
Contrast ratio	2,500,000:1	2,500,000:1	2,500,000:1
Lightsource	Laser	Laser	Laser
Lightsource life (hours) normal / eco	20,000 / 30,000	20,000 / 30,000	20,000 / 30,000
Throw ratio in native aspect	1.52 - 2.47:1	1.52 - 2.47:1	1.57 - 2.56:1
Scalable image size (diagonal)	60 - 1,000"	60 - 1,000"	60 - 1,000"
Zoom	Optical x1.6	Optical x1.6	Optical x1.6
Vertical keystone	Manual ±45°	Manual ±45°	Manual ±45°
Horizontal keystone	Manual ±30°	Manual ±30°	Manual ±30°
Lens shift	± 58% Vertical ± 16% Horizontal	± 58% Vertical ± 16% Horizontal	± 60% Vertical ± 18% Horizontal
Speaker output	N/A	N/A	N/A
Connectivity	HDMI in x2, HDMI out, 12G-SDI in, 12G-SDI out, HDBaseT, RS-232C, USB Type A x2, USB Type B (Service only), Remote, NFC	HDMI in x2, HDMI out, 12G-SDI in, 12G-SDI out, HDBaseT, RS-232C, USB Type A x2, USB Type B (Service only), Remote, NFC	HDMI in (HDCP 2.3), DVI in, HDBaseT, VGA in, RS-232C, USB Type A x2, USB Type B (Service only), Remote, NFC
Audio connectivity	Stereo mini out	Stereo mini out	Stereo mini out
Networking	LAN (RJ45) and optional wireless LAN unit	LAN (RJ45) and optional wireless LAN unit	LAN (RJ45) and optional wireless LAN unit
Epson software solutions	Epson iProjection (Windows/Mac), Epson iProjection App for iOS, Android and Chromebook, Epson Projector Professional Tool, Epson Projector Management, Epson Projector Content Manager, Epson Creative Projection, Epson Projector Config Tool	Epson iProjection (Windows/Mac), Epson iProjection App for iOS, Android and Chromebook, Epson Projector Professional Tool, Epson Projector Management, Epson Projector Content Manager, Epson Creative Projection, Epson Projector Config Tool	Epson iProjection (Windows/Mac), Epson iProjection App for iOS, Android and Chromebook, Epson Projector Professional Tool, Epson Projector Management, Epson Projector Content Manager, Epson Creative Projection, Epson Projector Config Tool
Other features	4K Crystal Motion, HDR support, Powered zoom, focus and lens shift, Lens memory, Interchangeable lens options including zero offset UST lens, Optional camera, Daisy chain multi-projection, Portrait projection, 21:9 display, A/V mute, USB content playback for source-free signage, Edge blending, Point correction, Curved surface and corner wall correction, 360° installation, Back up source function, 120Hz support	4K Crystal Motion, HDR support, Powered zoom, focus and lens shift, Lens memory, Interchangeable lens options including zero offset UST lens, Optional camera, Daisy chain multi-projection, Portrait projection, 21:9 display, A/V mute, USB content playback for source-free signage, Edge blending, Point correction, Curved surface and corner wall correction, 360° installation, Back up source function, 120Hz support	4K enhancement, HDR support, Powered zoom, Focus and lens shift, Lens memory, Interchangeable lens options including zero offset UST lens, Optional camera, Portrait projection, 21:9 display, A/V mute, USB content playback for source-free signage, Edge blending, Point correction, Curved surface and corner wall correction, 360° installation, IP5X certified <sup>2</sup>
Noise (dB) normal / eco	40 / 30	40 / 30	34 / 29
Weight (kg)	Less than 20	Less than 20	23.8
Dimensions exc. feet (W x D x H mm)	545 x 436 x 164	545 x 436 x 164	586 x 492 x 185
Power consumption normal / eco	609W / 440W	609W / 440W	864W / 633W
Power consumption standby, comm. off	0.5W	0.5W	0.5W
Standard interchangeable lens included	N/A	N/A	N/A
Warranty	3 years	3 years	3 years

<sup>1</sup> Maximum physical resolution using 4K Crystal Motion technology.

<sup>2</sup> IP5X certified in accordance with IEC Standard 60529. The IP5X certification is applied to the optical engine and light source module. Specifications vary by lens, please refer to lens specifications. **EB-PQ model specifications are preliminary and subject to change**

## Installation

### EB-PU2213B



WUXGA (1920 x 1200)
16:10
13,000 / 9,100
2,500,000:1
Laser
20,000 / 30,000
1.57 - 2.56:1
60 - 1,000"
Optical x1.6
Manual ±45° Manual ±30°
± 60% Vertical ± 18% Horizontal
N/A
HDMI in (HDCP 2.3), DVI in, HDBaseT, SDI in, SDI out, VGA in, RS-232C, USB Type A x2, USB Type B (Service only), Remote, NFC
Stereo mini out
LAN (RJ45) and optional wireless LAN unit
Epson iProjection (Windows/Mac), Epson iProjection App for iOS, Android and Chromebook, Epson Projector Professional Tool, Epson Projector Management, Epson Projector Content Manager, Epson Creative Projection, Epson Projector Config Tool
4K enhancement, HDR support, Powered zoom, Focus and lens shift, Lens memory, Interchangeable lens options including zero offset UST lens, Optional camera, Daisy chain multi-projection, Mechanical shutter, Portrait projection, 21:9 display, A/V mute, USB content playback for source-free signage, Edge blending, Point correction, Curved surface and corner wall correction, 360° installation, IP5X certified <sup>2</sup>
34 / 29
23.7
586 x 492 x 185
864W / 633W
0.5W
N/A
3 years

### EB-PQ2213B



4K (3840 x 2160) <sup>1</sup>
16:9
13,000 / 9,100
2,500,000:1
Laser
20,000 / 30,000
1.52 - 2.47:1
60 - 1,000"
Optical x1.6
Manual ±45° Manual ±30°
± 58% Vertical ± 16% Horizontal
N/A
HDMI in x2, HDMI out, 12G-SDI in, 12G-SDI out, HDBaseT, RS-232C, USB Type A x2, USB Type B (Service only), Remote, NFC
Stereo mini out
LAN (RJ45) and optional wireless LAN unit
Epson iProjection (Windows/Mac), Epson iProjection App for iOS, Android and Chromebook, Epson Projector Professional Tool, Epson Projector Management, Epson Projector Content Manager, Epson Creative Projection, Epson Projector Config Tool
4K Crystal Motion, HDR support, Powered zoom, focus and lens shift, Lens memory, Interchangeable lens options including zero offset UST lens, Optional camera, Daisy chain multi-projection, Portrait projection, 21:9 display, A/V mute, USB content playback for source-free signage, Edge blending, Point correction, Curved surface and corner wall correction, 360° installation, IP5X certified <sup>2</sup> , Back up source function, 120Hz support
38 / 34
Less than 30
586 x 492 x 185
971W / 701W
0.5W
N/A
3 years

### EB-PU2116W



WUXGA (1920 x 1200)
16:10
16,000 / 11,200
2,500,000:1
Laser
20,000 / 30,000
1.57 - 2.56:1
60 - 1,000"
Optical x1.6
Manual ±45° Manual ±30°
± 60% Vertical ± 18% Horizontal
N/A
HDMI in (HDCP 2.3), DVI in, HDBaseT, VGA in, RS-232C, USB Type A x2, USB Type B (Service only), Remote, NFC
Stereo mini out
LAN (RJ45) and optional wireless LAN unit
Epson iProjection (Windows/Mac), Epson iProjection App for iOS, Android and Chromebook, Epson Projector Professional Tool, Epson Projector Management, Epson Projector Content Manager, Epson Creative Projection, Epson Projector Config Tool
4K enhancement, HDR support, Powered zoom, Focus and lens shift, Lens memory, Interchangeable lens options including zero offset UST lens, Optional camera, Portrait projection, 21:9 display, A/V mute, USB content playback for source-free signage, Edge blending, Point correction, Curved surface and corner wall correction, 360° installation, IP5X certified <sup>2</sup>
38 / 34
24.3
586 x 492 x 185
1083W / 773W
0.5W
N/A
3 years




### EB-PU2216B



WUXGA (1920 x 1200)
16:10
16,000 / 11,200
2,500,000:1
Laser
20,000 / 30,000
1.57 - 2.56:1
60 - 1,000"
Optical x1.6
Manual ±45° Manual ±30°
± 60% Vertical ± 18% Horizontal
N/A
HDMI in (HDCP 2.3), DVI in, HDBaseT, SDI in, SDI out, VGA in, RS-232C, USB Type A x2, USB Type B (Service only), Remote, NFC
Stereo mini out
LAN (RJ45) and optional wireless LAN unit
Epson iProjection (Windows/Mac), Epson iProjection App for iOS, Android and Chromebook, Epson Projector Professional Tool, Epson Projector Management, Epson Projector Content Manager, Epson Creative Projection, Epson Projector Config Tool
4K enhancement, HDR support, Powered zoom, Focus and lens shift, Lens memory, Interchangeable lens options including zero offset UST lens, Optional camera, Daisy chain multi-projection, Mechanical shutter, Portrait projection, 21:9 display, A/V mute, USB content playback for source-free signage, Edge blending, Point correction, Curved surface and corner wall correction, 360° installation, IP5X certified <sup>2</sup>
38 / 34
24.2
586 x 492 x 185
1083W / 773W
0.5W
N/A
3 years

<sup>1</sup> Maximum physical resolution using 4K Crystal Motion technology.

<sup>2</sup> IP5X certified in accordance with IEC Standard 60529. The IP5X certification is applied to the optical engine and light source module. Specifications vary by lens, please refer to lens specifications. **EB-PQ model specifications are preliminary and subject to change**

	Installation		
Model	EB-PQ2216W	EB-PQ2216B	EB-PU2120W
			
Resolution	4K (3840 x 2160) <sup>1</sup>	4K (3840 x 2160) <sup>1</sup>	WUXGA (1920 x 1200)
Native aspect	16:9	16:9	16:10
Colour Light Output (lumens) normal / eco	16,000 / 11,200	16,000 / 11,200	20,000 / 14,000
Contrast ratio	2,500,000:1	2,500,000:1	2,500,000:1
Lightsource	Laser	Laser	Laser
Lightsource life (hours) normal / eco	20,000 / 30,000	20,000 / 30,000	20,000 / 30,000
Throw ratio in native aspect	1.52 - 2.47:1	1.52 - 2.47:1	1.57 - 2.56:1
Scalable image size (diagonal)	60 - 1,000"	60 - 1,000"	60 - 1,000"
Zoom	Optical x1.6	Optical x1.6	Optical x1.6
Vertical keystone	Manual ±45°	Manual ±45°	Manual ±45°
Horizontal keystone	Manual ±30°	Manual ±30°	Manual ±30°
Lens shift	± 58% Vertical ± 16% Horizontal	± 58% Vertical ± 16% Horizontal	± 60% Vertical ± 18% Horizontal
Speaker output	N/A	N/A	N/A
Connectivity	HDMI in x2, HDMI out, 12G-SDI in, 12G-SDI out, HDBaseT, RS-232C, USB Type A x2, USB Type B (Service only), Remote, NFC	HDMI in x2, HDMI out, 12G-SDI in, 12G-SDI out, HDBaseT, RS-232C, USB Type A x2, USB Type B (Service only), Remote, NFC	HDMI in (HDCP 2.3), DVI in, HDBaseT, VGA in, RS-232C, USB Type A x2, USB Type B (Service only), Remote, NFC
Audio connectivity	Stereo mini out	Stereo mini out	Stereo mini out
Networking	LAN (RJ45) and optional wireless LAN unit	LAN (RJ45) and optional wireless LAN unit	LAN (RJ45) and optional wireless LAN unit
Epson software solutions	Epson iProjection (Windows/Mac), Epson iProjection App for iOS, Android and Chromebook, Epson Projector Professional Tool, Epson Projector Management, Epson Projector Content Manager, Epson Creative Projection, Epson Projector Config Tool	Epson iProjection (Windows/Mac), Epson iProjection App for iOS, Android and Chromebook, Epson Projector Professional Tool, Epson Projector Management, Epson Projector Content Manager, Epson Creative Projection, Epson Projector Config Tool	Epson iProjection (Windows/Mac), Epson iProjection App for iOS, Android and Chromebook, Epson Projector Professional Tool, Epson Projector Management, Epson Projector Content Manager, Epson Creative Projection, Epson Projector Config Tool
Other features	4K Crystal Motion, HDR support, Powered zoom, focus and lens shift, Lens memory, Interchangeable lens options including zero offset UST lens, Optional camera, Daisy chain multi-projection, Portrait projection, 21:9 display, A/V mute, USB content playback for source-free signage, Edge blending, Point correction, Curved surface and corner wall correction, 360° installation, IP5X certified <sup>2</sup> , Back up source function, 120Hz support	4K Crystal Motion, HDR support, Powered zoom, focus and lens shift, Lens memory, Interchangeable lens options including zero offset UST lens, Optional camera, Daisy chain multi-projection, Portrait projection, 21:9 display, A/V mute, USB content playback for source-free signage, Edge blending, Point correction, Curved surface and corner wall correction, 360° installation, IP5X certified <sup>2</sup> , Back up source function, 120Hz support	4K enhancement, HDR support, Powered zoom, Focus and lens shift, Lens memory, Interchangeable lens options including zero offset UST lens, Optional camera, Portrait projection, 21:9 display, A/V mute, USB content playback for source-free signage, Edge blending, Point correction, Curved surface and corner wall correction, 360° installation, IP5X certified <sup>2</sup>
Noise (dB) normal / eco	45 / 37	45 / 37	45 / 37
Weight (kg)	Less than 30	Less than 30	24.4
Dimensions exc. feet (W x D x H mm)	586 x 492 x 185	586 x 492 x 185	586 x 492 x 185
Power consumption normal / eco	1145W / 811W	1145W / 811W	1301W / 899W
Power consumption standby, comm. off	0.5W	0.5W	0.5W
Standard interchangeable lens included	N/A	N/A	N/A
Warranty	3 years	3 years	3 years

<sup>1</sup> Maximum physical resolution using 4K Crystal Motion technology.

<sup>2</sup> IP5X certified in accordance with IEC Standard 60529. The IP5X certification is applied to the optical engine and light source module. Specifications vary by lens, please refer to lens specifications. **EB-PQ model specifications are preliminary and subject to change**

## EB-PU2220B

## EB-PQ2220B

## EB-L30000U




## EH-TW6150



WUXGA (1920 x 1200)	4K (3840 x 2160) <sup>1</sup>	WUXGA (1920 x 1200)	4K PRO-UHD
16:10	16:9	16:10	16:9
20,000 / 14,000	20,000 / 14,000	30,000 / 21,000	2,800 / 1,900
2,500,000:1	2,500,000:1	2,500,000:1	35,000:1
Laser	Laser	Laser	Lamp
20,000 / 30,000	20,000 / 30,000	20,000 / 30,000	4,500 / 7,500
1.57 - 2.56:1	1.52 - 2.47:1	1.74 - 2.35:1	1.32 - 2.15:1
60 - 1,000"	60 - 1,000"	100 - 1,000"	40 - 500"
Optical x1.6	Optical x1.6	Optical x1.4	Optical x1.62
Manual ±45° Manual ±30°	Manual ±45° Manual ±30°	Manual ±45° Manual ±30°	Automatic ±30° Manual ±30°
± 60% Vertical ± 18% Horizontal	± 58% Vertical ± 16% Horizontal	± 65% Vertical ± 30% Horizontal	Manual ± 60%
N/A	N/A	N/A	10W Mono
HDMI in (HDCP 2.3), DVI in, HDBaseT, SDI in, SDI out, VGA in, RS-232C, USB Type A x2, USB Type B (Service only), Remote, NFC	HDMI in x2, HDMI out, 12G-SDI in, 12G-SDI out, HDBaseT, RS-232C, USB Type A x2, USB Type B (Service only), Remote, NFC	VGA in, VGA out, DVI in, BNC in, HDBaseT, HD-SDI, HDMI (HDCP 2.2)	USB 2.0 Type B (Service Only), Jack plug out, HDMI (HDCP 2.3) (2x), USB 2.0-A
Stereo mini out	Stereo mini out	N/A	Stereo mini jack
LAN (RJ45) and optional wireless LAN unit	LAN (RJ45) and optional wireless LAN unit	LAN (RJ45) and optional wireless LAN unit	Wireless LAN adapter - sold separately
Epson iProjection (Windows/Mac), Epson iProjection App for iOS, Android and Chromebook, Epson Projector Professional Tool, Epson Projector Management, Epson Projector Content Manager, Epson Creative Projection, Epson Projector Config Tool	Epson iProjection (Windows/Mac), Epson iProjection App for iOS, Android and Chromebook, Epson Projector Professional Tool, Epson Projector Management, Epson Projector Content Manager, Epson Creative Projection, Epson Projector Config Tool	Epson Projector Management, Epson iProjection (Windows/Mac), Epson iProjection App for iOS and Android, Epson Projector Professional Tool	N/A
4K enhancement, HDR support, Powered zoom, Focus and lens shift, Lens memory, Interchangeable lens options including zero offset UST lens, Optional camera, Daisy chain multi-projection, Portrait projection, Mechanical shutter, 21:9 display, A/V mute, USB content playback for source-free signage, Edge blending, Point correction, Curved surface and corner wall correction, 360° installation, IP5X certified <sup>2</sup>	4K Crystal Motion, HDR support, Powered zoom, focus and lens shift, Lens memory, Interchangeable lens options including zero offset UST lens, Optional camera, Daisy chain multi-projection, Portrait projection, 21:9 display, A/V mute, USB content playback for source-free signage, Edge blending, Point correction, Curved surface and corner wall correction, 360° installation, IP5X certified <sup>2</sup> , Back up source function, 120Hz support	Fully sealed optical system, Interchangeable lens options, Powered zoom, Focus and lens shift, Lens memory, Integrated camera for colour calibration, 4K enhancement, 360° installation, Edge blending, Portrait projection, Epson Projector Professional Tool. Also available in white (EB-L30002U)	Automatic keystone correction, Built-in speaker, Game mode, Horizontal and vertical keystone correction, Long lamp life, Quick Corner
45 / 37	48 / 39	49 / 41	36 / 28
24.4	Less than 30	63.8	4.0
586 x 492 x 185	586 x 492 x 185	790 x 710 x 299	333 x 275 x 131
1301W / 899W	1452W / 1003W	2,325W / 1,511W	301W / 231W
0.5W	0.5W	0.5W	0.4W
N/A	N/A	N/A	N/A
3 years	3 years	5 years / 20,000hrs	Projector - 2 years Lamp - 3 years / 3,000hrs

<sup>1</sup> Maximum physical resolution using 4K Crystal Motion technology.

<sup>2</sup> IP5X certified in accordance with IEC Standard 60529. The IP5X certification is applied to the optical engine and light source module. Specifications vary by lens, please refer to lens specifications. **EB-PQ model specifications are preliminary and subject to change**

	Home		
Model	EH-TW6250	EH-TW7000	EH-TW7100
			
Resolution	4K PRO-UHD	4K PRO-UHD	4K PRO-UHD
Native aspect	16:9	16:9	16:9
Colour Light Output (lumens) normal / eco	2,800 / 1,900	3,000 / 2,000	3,000 / 2,000
Contrast ratio	35,000:1	40,000:1	100,000:1
Lightsource	Lamp	Lamp	Lamp
Lightsource life (hours) normal / eco	4,500 / 7,500	3,500 / 5,000	3,500 / 5,000
Throw ratio in native aspect	1.32 - 2.15:1	1.32 - 2.15:1	1.32 - 2.15:1
Scalable image size (diagonal)	40 - 500"	40 - 500"	40 - 500"
Zoom	Optical x1.62	Optical x1.6	Optical x1.6
Vertical keystone Horizontal keystone	Automatic $\pm 30^\circ$ Manual $\pm 30^\circ$	Manual $\pm 30^\circ$ Manual $\pm 30^\circ$	Manual $\pm 30^\circ$ Manual $\pm 30^\circ$
Lens shift	Manual $\pm 60\%$	$\pm 60\%$ Vertical $\pm 24\%$ Horizontal	$\pm 60\%$ Vertical $\pm 24\%$ Horizontal
Speaker output	10W Mono	N/A	10W
Connectivity	USB 2.0 Type B (Service Only), Wireless LAN IEEE 802.11a/b/g/n/ac, Jack plug out, HDMI (HDCP 2.3)	HDMI in (x2), USB 2.0 Type A x2, USB 2.0 Type Mini-B	HDMI in (x2), USB 2.0 Type A x2, USB 2.0 Type Mini-B
Audio connectivity	Stereo mini jack	Stereo mini jack, AtpX Bluetooth (SCMS-T)	Stereo mini jack, AtpX Bluetooth (SCMS-T)
Networking	Wireless LAN adapter - sold separately	Wireless LAN adapter - sold separately	Wireless LAN adapter - sold separately
Epson software solutions	N/A	Epson iProjection (Windows/Mac), Epson iProjection App for iOS and Android	Epson iProjection (Windows/Mac), Epson iProjection App for iOS and Android
Other features	Android TV, Automatic keystone correction, Built-in speaker, Game mode, Horizontal and vertical keystone correction, Long lamp life, Quick Corner	3D depth adjustment, Frame interpolation, Quick Corner, Kensington lock	3D depth adjustment, Frame interpolation, Quick corner, Kensington lock
Noise (dB) normal / eco	36 / 28	32 / 24	32 / 24
Weight (kg)	4.1	6.6	6.9
Dimensions exc. feet (W x D x H mm)	333 x 275 x 131	410 x 310 x 157	410 x 310 x 157
Power consumption normal / eco	301W / 231W	368W / 280W	368W / 280W
Power consumption standby, comm. off	0.4W	0.2W	0.5W
Standard interchangeable lens included	N/A	N/A	N/A
Warranty	Projector - 2 years Lamp - 3 years / 3,000hrs	24 months / 3,000hrs carry-in	24 months / 3,000hrs carry-in

## EH-LS650B




## EH-LS650W

## EH-LS800W

## EH-LS800B



4K PRO-UHD	4K PRO-UHD	4K PRO-UHD	4K PRO-UHD
16:9	16:9	16:9	16:9
3,600 / 1,800	3,600 / 1,800	4,000 / 2,000	4,000 / 2,000
2,500,000:1	2,500,000:1	2,500,000:1	2,500,000:1
Laser	Laser	Laser	Laser
20,000 / 20,000	20,000 / 20,000	20,000 / 20,000	20,000 / 20,000
0.25 - 0.62:1	0.25 - 0.62:1	0.16 - 0.40:1	0.16 - 0.40:1
60 - 120°	60 - 120°	80 - 150°	80 - 150°
Digital x2.5	Digital x2.5	Optical x2.5	Optical x2.5
4 points correction, 8 points correction, 33 x 33 points correction	4 points correction, 8 points correction, 33 x 33 points correction	4 points correction, 8 points correction, 33 x 33 points correction	4 points correction, 8 points correction, 33 x 33 points correction
N/A	N/A	N/A	N/A
Sound by YAMAHA 2.1ch 20W	Sound by YAMAHA 2.1ch 20W	Sound by YAMAHA 2.1ch 20W	Sound by YAMAHA 2.1ch 20W
HDMI x 2 (1 x eARC/ARC), 1.1 Type A, 2.0 Type Mini-B; Wireless LAN IEEE 802.11a/b/g/n/ac; HDMI (HDCP 2.3)	HDMI x 2 (1 x eARC/ARC), 1.1 Type A, 2.0 Type Mini-B; Wireless LAN IEEE 802.11a/b/g/n/ac; HDMI (HDCP 2.3)	USB 2.0-A (3x), USB 2.0 Type B (Service Only), Wireless LAN IEEE 802.11a/b/g/n/ac, Jack plug out, Bluetooth, HDMI ARC, HDMI (HDCP 2.3) (3x)	USB 2.0-A (3x), USB 2.0 Type B (Service Only), Wireless LAN IEEE 802.11a/b/g/n/ac, Jack plug out, Bluetooth, HDMI ARC, HDMI (HDCP 2.3) (3x)
HDMI ARC, Stereo mini jack, Bluetooth via Android TV	HDMI ARC, Stereo mini jack, Bluetooth via Android TV	HDMI ARC, Stereo mini jack, Bluetooth via Android TV	HDMI ARC, Stereo mini jack, Bluetooth via Android TV
Via Android TV device	Via Android TV device	Wireless LAN adapter - sold separately	Wireless LAN adapter - sold separately
N/A	N/A	Epson iProjection (Windows/Mac), Epson iProjection App for iOS and Android	Epson iProjection (Windows/Mac), Epson iProjection App for iOS and Android
4K enhancement, Android TV, Auto Power On, Auto source search, Built-in speaker, Chromecast, Digital zoom, Frame interpolation, Long light source life, Quick Corner, Kensington lock, Sound by Yamaha	4K enhancement, Android TV, Auto Power On, Auto source search, Built-in speaker, Chromecast, Digital zoom, Frame interpolation, Long light source life, Quick Corner, Kensington lock, Sound by Yamaha	4K enhancement, Android TV, Auto Power On, Auto source search, Built-in speaker, Chromecast, Digital zoom, Frame interpolation, Long light source life, Quick Corner, Sound by Yamaha	4K enhancement, Android TV, Auto Power On, Auto source search, Built-in speaker, Chromecast, Digital zoom, Frame interpolation, Long light source life, Quick Corner, Sound by Yamaha
36 / 23	36 / 23	32 / 19	32 / 19
7.4	7.4	12.3	12.3
467 x 400 x 153	467 x 400 x 153	695 x 341 x 156	695 x 341 x 156
278W / 186W	278W / 186W	350W / 217W	350W / 217W
2W	2W	2W	2W
N/A	N/A	N/A	N/A
60 months / 12,000hrs carry-in	60 months / 12,000hrs carry-in	60 months / 12,000hrs carry-in	60 months / 12,000hrs carry-in

	Home		
Model	EH-TW9400	EH-LS11000W	EH-LS12000B
			
Resolution	4K PRO-UHD	4K (3840 x 2160)	4K (3840 x 2160)
Native aspect	16:9	16:9	16:9
Colour Light Output (lumens) normal / eco	2,600 / N/A	2,500 / 1,000	2,700 / 1,000
Contrast ratio	1,200,000:1	2,500,000:1	2,500,000:1
Lightsource	Lamp	Laser	Laser
Lightsource life (hours) normal / eco	3,500 / 5,000	20,000 / 20,000	20,000 / 20,000
Throw ratio in native aspect	1.35 - 2.84:1	1.35 - 2.84:1	1.35 - 2.84:1
Scalable image size (diagonal)	30 - 300"	50 - 300"	50 - 300"
Zoom	Motorised optical x2.1	Motorised optical x2.1	Motorised optical x2.1
Vertical keystone Horizontal keystone	Manual ±30° N/A	Manual ± 30° Manual ± 30°	Manual ± 30° Manual ± 30°
Lens shift	Powered ± 96.3% Vertical Powered ± 47.1% Horizontal	Powered ± 96.3% Vertical Powered ± 47.1% Horizontal	Powered ± 96.3% Vertical Powered ± 47.1% Horizontal
Speaker output	N/A	N/A	N/A
Connectivity	VGA in, HDMI x2 (HDMI 1 - HDCP2.2 and 1.4), USB Type A, USB Type B, RS-232C, Trigger out	USB 1.1 Type A (2x), USB 2.0 Type Mini-B, RS-232C, Ethernet interface (100 Base-TX / 10 Base-T), Trigger out, HDMI ARC, HDMI (HDCP 2.3) (2x)	USB 1.1 Type A (2x), USB 2.0 Type Mini-B, RS-232C, Ethernet interface (100 Base-TX / 10 Base-T), Trigger out, HDMI ARC, HDMI (HDCP 2.3) (2x)
Audio connectivity	N/A	N/A	N/A
Networking	Wireless LAN adapter - sold separately	Wireless LAN adapter - sold separately	Wireless LAN adapter - sold separately
Epson software solutions	Epson iProjection (Windows/Mac), Epson iProjection App for iOS and Android	N/A	N/A
Other features	ISF Calibration, Powered zoom / focus / lens shift, 4K enhancement, HDR and UHD BD support, Lens position memory (x10), Active 3D, Picture-in-picture, Frame interpolation, Super resolution, Detail enhancement, 2D to 3D conversion, Kensington lock, Wireless LAN security	4K enhancement, A/V mute, Digital zoom, Frame interpolation, Horizontal and vertical keystone correction, Instant on/off, Lens position memory, Long light source life, Super resolution	4K enhancement, A/V mute, Digital zoom, Frame interpolation, Horizontal and vertical keystone correction, ISF certification, Instant on/off, Lens position memory, Long light source life, Quick Corner, Super resolution
Noise (dB) normal / eco	31 / 20	30 / 22	30 / 22
Weight (kg)	11.2	12.7	12.7
Dimensions exc. feet (W x D x H mm)	520 x 450 x 193	520 x 192.70 x 447	520 x 192.70 x 447
Power consumption normal / eco	355W / 271W	302W / 198W	302W / 198W
Power consumption standby, comm. off	0.35W	0.4W	0.4W
Standard interchangeable lens included	N/A	N/A	N/A
Warranty	24 months / 3,000hrs carry-in	60 months / 12,000hrs carry-in	60 months / 12,000hrs carry-in





## Laser projection TV EpiqVision Mini EF-11/EF-12

Project in any direction and on to almost any surface with Epson's smallest laser projectors. These mini laser projectors are sleek and sophisticated in design, are easy to use and come with a range of connectivity solutions.

Epson's smallest consumer laser projector range

Modern and contemporary design

High colour light output of up to 1,000 lumens

Laser light source provides up to 10 years of entertainment<sup>1</sup>

Project in any direction

**EF-11**



**EF-12**



Remote control to match the stylish look

Smart home entertainment<sup>2</sup>

Built-in speaker

Premium sound by YAMAHA (EF-12 only)

5 year warranty<sup>3</sup>

Android TV™ Google, Android, YouTube, Android TV and other marks are trademarks of Google LLC. Subscriptions may be required for certain content providers.

<sup>1</sup> Based on watching content for five hours every day with the projector on Eco mode.

<sup>2</sup> Miracast built-in (EF-11); Android TV, Google Assistant<sup>®</sup> and Chromecast built-in<sup>7</sup> (EF-12).

<sup>3</sup> 5 years or 12,000 hours, whichever comes first.

# Model specific options



## Ultra short throw and short throw wall mounts

ELPMB62 for the EB-1485Fi, EB-760W, EB-760Wi, EB-770F, EB-770Fi, EB-775F, EB-800F and EB-805F.

ELPMB45 or ELPMB64 for the EB-L210SW and EB-L210SF.

ELPMB75 for the EB-810E.

ELPMB87 for the EB-815E.



## Finger Touch Unit

ELPFT01 for the EB-760Wi and EB-770Fi.



## Finger Touch Unit bracket

ELPMB63 for attaching the ELPFT01 directly to the wall - optional usage depending on installation.



## Stacking and rigging frames

ELPMB52, ELPMB59, ELPMB76, ELPMB84

Specialist frames designed for the EB-PU, EB-PQ and EB-L3000U products for portrait projection, projector stacking and rigging.

A range of supporting options are also available.



### **ELPEC01 Camera unit**

Optional external camera module designed for the EB-PU and EB-PQ Series and ELPLX Series ultra-short-throw lenses.

Unlock advanced features such as colour calibration, simple stacking, simple blending and the camera assist function for curved surfaces.



### **ELPAF63 External air filter**

Optional external air filter designed for the EB-PU1000 and selected EB-PQ2000 Series models. This filter extends the dust resistance and minimises maintenance intervals, even when used in high dust environments.

# Complementary solutions

## Wireless presentation systems



## ELPWP10 / ELPWP20

Epson's wireless presentation systems make it easy for you to share your screen and increase your productivity.

### Automatic start-up

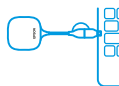
Epson display solutions automatically turn on when the transmitter is plugged into a laptop.

### Receiver functionality

The receiver functionality can be integrated with Epson display solutions\* reducing your initial costs (ELPWP10 only).

### Intuitive design

It's simple enough that anyone can use it without training. Sharing your screen, swapping to a different device or sharing up to four devices simultaneously is as simple as a click of a button.



1 Plug into a laptop



2 Click the button



3 Collaborate on the big screen

\*Selected Epson laser products only, alternatively use ELPWP20 for all other HDMI displays.

## Document cameras



### **ELPDC30 Desktop Visualiser**

13M pixel camera (4k)  
Up to 60 frames per second  
A3 shooting area  
4K UHD images via HDMI/Miracast  
10x optical/23x digital zoom  
Kensington lock security  
Built-in, easy-to-use carry handle



### **ELPDC21 Desktop Visualiser**

2M pixel camera (1920 x 1080)  
Up to 30 frames per second  
A3 shooting area  
Built-in LED lights  
Supports parallel video output and Split screen functionality  
1080p images via VGA, HDMI, USB outputs  
12x optical/10x digital zoom  
Enhanced security with Kensington lock and security bar



### **ELPDC13 Desktop Visualiser**

2M pixel camera (1920 x 1080)  
Up to 30 frames per second  
A3 shooting area  
Built-in LED lights  
Supports parallel video output and Split screen functionality  
1080p images via VGA, HDMI, USB outputs  
16x digital zoom  
Enhanced security with Kensington lock and security bar



### **ELPDC07 Portable Visualiser**

2M pixel camera (1920 x 1080)  
Up to 30 frames per second  
A3 shooting area  
Built-in LED lights  
USB powered  
8x digital zoom

## Options



### **ELPAP10/ELPAP11 Wireless LAN adapter**

Upgrade the connectivity of your compatible Epson display solution with this easy-to-install wireless LAN adapter (please check product specifications for compatibility).



### **ELPCB03 Control and Connection Box**

Epson's tailor-made Control and Connection Box is designed to meet the needs of education users. It offers a neat and tidy cable management solution, and is compatible with the Epson education classroom projectors that feature up to 3 x HDMI inputs and an RS232C connection. With large, clearly marked buttons to match those on Epson's projectors, ease of use is assured, allowing presenters to quickly power on and adjust source and volume. Compatible with Epson's 3-in-1 USB Display, the USB signal is also boosted to extend up to 10m.



### **ELPSP02 External speakers**

An optional extra fully compatible with Epson's Control and Connection Box, the ELPSP02 speakers offer powerful 2 x 15W stereo audio support, for perfect clarity even in larger rooms.



### **ELPSC21**

#### **80" Mobile screen**

16:9 aspect ratio perfect for 1080p gaming and movies

80 inch portable screen

Less than 4kg, with included carry case

Easy set up



### **ELPSC32**

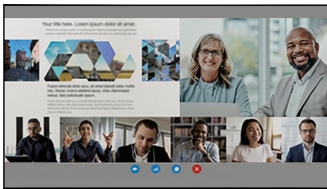
#### **50" Desktop screen**

50 inch pull out screen

4:3 aspect ratio for presentations - ideal for SVGA and XGA projectors

Quick set up for desktop usage

Perfect for travelling presenters – weighs just 3kg



### **ELPSC36**

#### **120" Static ALR screen**

ALR (ambient light reflecting) screens reflect and direct all projected light towards the viewer while absorbing ambient light, improving black levels and contrast

120" screen for fixed installation

16:9 aspect ratio perfect for modern hybrid working environments

Designed to be wall mounted in meeting rooms

# EB-PU1000 Series lens options

Lens type	Ultra-short-throw	Short throw	Short throw	Wide throw	Mid throw	Mid throw	Mid throw	Mid throw	Long throw
Model name	ELPLX01S/LX01WS	ELPLU03S	ELPLU04	ELPLW05	ELPLM08	ELPLM15	ELPLM10	ELPLM11	ELPLL08
Part code	V12H004X0A/ V12H004Y0A	V12H004JA3	V12H004U04	V12H004W05	V12H004M08	V12H004M0F	V12H004M0A	V12H004M0B	V12H004L08
Focus / zoom type	Motorised	Motorised	Motorised	Motorised	Motorised	Motorised	Motorised	Motorised	Motorised
Zoom ratio (optical)	N/A	1.2x	1.2x	1.4x	1.6x	1.6x	1.5x	1.5x	1.4x
<b>Throw ratio</b>									
<b>Aspect ratio</b>									
WUXGA models	0.35:1	0.65 - 0.78:1	0.87 - 1.05:1	1.04 - 1.46:1	1.44 - 2.32:1	2.16 - 3.48:1	3.32 - 5.06:1	4.85 - 7.38:1	7.21 - 10.11:1
F number	1.9	2.0 - 2.26	2.0 - 2.1	2.0 - 2.22	1.65 - 2.27	1.8 - 2.51	1.84 - 2.4	1.81 - 2.34	1.8 - 2.45
Focal length	5.8mm	11.1 - 13.1mm	14.8 x 17.7mm	17.6 - 24.3mm	24.0 - 38.2mm	36 - 57.4mm	55.4 - 83.3mm	80.6 - 121.1mm	119 - 165.4mm
<b>Screen size range</b>									
All models	100 - 1000 inch	80 - 1000 inch	50 - 1000 inch	50 - 1000 inch	50 - 1000 inch	50 - 1000 inch	50 - 1000 inch	50 - 1000 inch	50 - 1000 inch
<b>Powered lens shift</b>									
WUXGA models	+17% / ± 10% max	±67% / ±30% max	±67% / ±30% max	±67% / ±30% max	±67% / ±30% max	±67% / ±30% max	±67% / ±30% max	±67% / ±30% max	±67% / ±30% max
Weight	3.5 Kg	2.3 Kg	3.1 Kg	1.45 Kg	1.2 Kg	1.9 Kg	2.2 Kg	2.2 Kg	2.2 Kg

Epson's throw distance simulator can help you determine the optimal projector distance and screen size, visit [support.epson-europe.com/TDS](http://support.epson-europe.com/TDS)



# EB-PU2000 & EB-PQ2000 Series lens options

Lens type	Ultra-short-throw	Short throw	Short throw	Wide throw	Wide throw	Wide throw	Wide throw	Mid throw	Mid throw	Mid throw	Mid throw	Long throw
Model name	ELPLX02S/LX02WS	ELPLU03S	ELPLU04	ELPLW05	ELPLW08	ELPLW06	ELPLM15	ELPLM10	ELPLM11	ELPLM10	ELPLM11	ELPLL08
Part code	V12H004X0B/ V12H004Y0B	V12H004U03	V12H004U04	V12H004W05	V12H004W08	V12H004W06	V12H004M0F	V12H004M0A	V12H004M0B	V12H004M0A	V12H004M0B	V12H004L08
Focus / zoom type	Motorised	Motorised	Motorised	Motorised	Motorised	Motorised	Motorised	Motorised	Motorised	Motorised	Motorised	Motorised
Zoom ratio (optical)	N/A	1.2x	1.2x	1.4x	1.4x	1.37x	1.6x	1.5x	1.5x	1.5x	1.5x	1.4x
<b>Throw ratio</b>												
<b>Aspect ratio</b>												
WUXGA models	16:10, 16:9	0.48 – 0.57:1	0.64 – 0.77:1	0.77 – 1.07:1	0.86 – 1.2:1	1.19 – 1.62:1	1.57 – 2.56:1	2.42 – 3.71:1	3.54 – 5.41:1	2.42 – 3.71:1	3.54 – 5.41:1	5.27 – 7.41:1
4K models	16:9	0.46 – 0.56:1	0.62 – 0.75:1	0.74 – 1.04:1	0.83 – 1.17:1	1.15 – 1.57:1	1.52 – 2.47:1	2.34 – 3.59:1	3.42 – 5.23:1	2.34 – 3.59:1	3.42 – 5.23:1	5.09 – 7.16:1
F number	1.9	2.0 – 2.26	2.0 – 2.1	2.0 – 2.22	2.0 – 2.22	1.8 – 2.26	1.8 – 2.35	1.81 – 2.4	1.81 – 2.34	1.81 – 2.4	1.81 – 2.34	1.8 – 2.45
Focal length	8.0mm	11.1 – 13.1mm	14.8 – 17.7mm	17.6 – 24.3mm	19.7 – 27.5mm	27.3 – 37.0mm	36 – 57.4mm	55.4 – 83.3mm	80.6 – 121.1mm	55.4 – 83.3mm	80.6 – 121.1mm	119 – 165.4mm
<b>Screen size range</b>												
All models	100 – 1000 inch	80 – 1000 inch	60 – 1000 inch	60 – 1000 inch	60 – 1000 inch	60 – 1000 inch	60 – 1000 inch	60 – 1000 inch	60 – 1000 inch	60 – 1000 inch	60 – 1000 inch	60 – 1000 inch
<b>Lens shift</b>												
WUXGA models	Vertical/Horizontal	±24% / ±10%	±60% / ±18%	±24% / ±10%	±60% / ±18%	±60% / ±18%	±60% / ±18%	±60% / ±18%	±60% / ±18%	±60% / ±18%	±60% / ±18%	±60% / ±18%
4K models	Vertical/Horizontal	±18% / ±6%	±58% / ±16%	±18% / ±6%	±58% / ±16%	±58% / ±16%	±58% / ±16%	±58% / ±16%	±58% / ±16%	±58% / ±16%	±58% / ±16%	±58% / ±16%
Weight		2.3 Kg	3.1 Kg	1.45 Kg	3.1 Kg	2.95 Kg	1.9 Kg	2.2 Kg	2.2 Kg	2.2 Kg	2.2 Kg	2.2 Kg

Epson's throw distance simulator can help you determine the optimal projector distance and screen size, visit [support.epson-europe.com/TDS](http://support.epson-europe.com/TDS)  
 ELPW05 brightness is limited to maximum 12,000 lumens. **4K specs are preliminary and subject to change.**

# EB-L30000U lens options

Lens type	Ultra-short-throw	Rear projection	Wide throw	Wide throw	Mid throw	Mid throw	Mid throw	Long throw	Long throw
Model name	ELPLX03	ELPLR05	ELPLU05	ELPLW07	ELPLM12	ELPLM13	ELPLM14	ELPLL09	ELPLL10
Part code	V12H004X03	V12H004R05	V12H004U05	V12H004W07	V12H004M0C	V12H004M0D	V12H004M0E	V12H004L09	V12H004L0A
Focus / zoom type	Motorised	Motorised	Motorised	Motorised	Motorised	Motorised	Motorised	Motorised	Motorised
Zoom ratio (optical)	N/A	N/A	1.21x	1.37x	1.35x	1.52x	1.50x	1.50x	1.50x
<b>Throw ratio</b>									
<b>Aspect ratio</b>									
WUXGA	16:10, 16:9	0.63:1	0.90 - 1.09:1	1.29 - 1.76:1	1.74 - 2.35:1	2.28 - 3.46:1	3.41 - 5.12:1	4.79 - 7.20:1	6.96 - 10.45:1
F number	2.2	2.2	2.4 - 2.6	2.2 - 2.5	1.9 - 2.1	1.9 - 2.4	1.9 - 2.4	2.1 - 2.5	2.2 - 2.6
Focal length	11.16mm	19.1mm	28.4 - 34.0mm	40.6 - 55.2mm	54.7 - 73.0mm	71.6 - 107.3mm	104.8 - 156.9mm	149.7 - 225.0mm	216.6 - 326.8mm
<b>Screen size range</b>									
All models	120 - 1000 inch	100 - 1000 inch	100 - 1000 inch	100 - 1000 inch	100 - 1000 inch	100 - 1000 inch	100 - 1000 inch	100 - 1000 inch	100 - 1000 inch
<b>Lens shift</b>									
WUXGA	±25% / ±15% max	±15% / ±5% max	±55% / ±25% max	±65% / ±30% max	±65% / ±30% max	±65% / ±30% max	±65% / ±30% max	±55% / ±25% max	±55% / ±25% max
Weight	13 Kg	9.4 Kg	9.7 Kg	9.4 Kg	7.2 Kg	9.5 Kg	9.5 Kg	9.2 Kg	10.5 Kg

Epson's throw distance simulator can help you determine the optimal projector distance and screen size, visit [support.epson-europe.com/TDS](http://support.epson-europe.com/TDS)

# Glossary and features

Look out for additional features that further improve the user experience. Features are specific to particular models – please check individual product specifications for details.

## **Auto calibration**

Epson's interactive projectors offer the ability to automatically calibrate the interactive surface area. With just a couple of clicks an interactive workspace can be calibrated without needing to perform a lengthy manual process.

## **Auto lamp dimming**

This feature automatically adjusts the brightness of the projector according to either the ambient light conditions or the content of the projected image.

## **Auto screen fit**

This feature allows a projector to be roughly set up in front of a framed screen, and with a simple press of the 'Screen Fit' button, the image is aligned perfectly to the screen borders for quick and easy set up.

## **Colour calibration**

Keep images consistent and maintenance to a minimum using the built-in or optional camera. The camera detects image colours that have become uneven over time, detects subtle inconsistencies between multiple projectors and enables automatic colour correction.

## **Constant brightness mode**

The constant brightness mode maintains the projector's brightness at a specified level for up to 97,000 hours, helping to ensure the longevity of the light source.

## **Contrast ratio**

The degree of difference between the lightest and darkest areas of the projected image. A high contrast ratio is particularly important for home cinema projectors.

## **Copy OSD settings**

A feature that allows the cloning of the projectors OSD menu settings like user logo and colour mode via a USB thumb drive or USB-B cable, to transfer to other compatible projectors in the environment.

## **Curved surface and corner wall correction**

Enhanced geometric correction capability allowing large images to be wrapped around curved surfaces or corners, creating engaging displays in innovative spaces.

## **Detail enhancement**

Improve perceived detail with processing that enhances the contrast and texture of content.

## **DICOM simulation**

This dedicated colour mode is designed to show off the best greyscale range – perfect for viewing medical images such as X-rays (cannot be used for diagnostic purposes).

## **Edge blending**

Built-in ability to use multiple projectors vertically or horizontally for one giant image. Edge blending manages the overlaps between projectors to produce seamless large scale images.

## **Focus help**

An easy to use built-in test pattern that enables the focus to be perfectly adjusted in seconds.

## **Frame interpolation**

Video processing technology that inserts additional frames between the original ones to produce a smoother and sharper playback – particularly important for fast-moving action sequences in high definition movie content.

## **High dynamic range (HDR)**

HDR presents the optimal visual experience by increasing the contrast ratio to deliver a far greater range between the darkest and lightest areas of the screen. It gives images more depth and allows you to see incredible detail that's previously not been possible. It enriches colours making images feel more natural yet intense, and ultimately, more immersive.

## **Keystone correction**

A digital image adjustment used to realign the image when projected at an angle to the screen, producing a rectangular image rather than a 'keystone' shape. On some models this is available for horizontal correction as well as vertical, while more advanced models have the ability to make these corrections automatically.

## **Lens position memory**

Specific lens positions can be stored in the projector memory, including lens shift positions, focus and projection sizes, allowing you to quickly adjust the projector depending on the aspect ratio of the content.

## **Lens shift**

A feature of high-end products, this is a physical adjustment of the lens position to allow an image to be moved horizontally or vertically with no loss of image quality, perfect for easy installation.

## **MHL**

Mobile High-Definition Link is a connectivity technology that enables you to easily share your content directly from a compatible smartphone or tablet and is capable of charging the device at the same time.

## **Multi location interactivity**

This feature allows up to four projectors to be connected using iProjection for PCs, with content and interactivity shared across all users. This means that people in different locations can collaborate on the same content remotely.

## **PC-free presentation**

Display files from USB memory without the need for a laptop and cables. Compatible file formats vary by projector.

## **Picture-in-picture**

Display one source in full screen, whilst showing a secondary source as a smaller inset picture.

## **Point and arc correction**

Geometric correction that enables small corrections to be made for screens that are uneven in places or slightly curved – perfect for large scale installations.

## **Portrait projection**

Allows projection of portrait orientated images by placing the projector on its side.

## **QR code function**

Display an on-screen QR code to easily connect wirelessly via iProjection.

## **Real time keystone correction**

Keeps the image perfectly aligned by constantly monitoring the projector's positioning and maintaining a rectangular image in real time.

## **Resolution and aspect ratio**

The native resolution is the number of distinct pixels in each dimension that can be displayed. This is stated as the number of columns and rows of pixels creating the display e.g. 1920 x 1080 (1080p). The greater the resolution, the greater the detail and sharpness of the projected image. The ratio of horizontal to vertical lines also gives the native aspect ratio. In this instance 1920 x 1080 equates to a native aspect ratio of 16:9. It is best to match the input signal resolution to the projector's output resolution where possible to achieve the best image.

### **Schedule function**

Built-in schedule management that allows timer setting of many projector functions, without the need to be connected to a PC or network – perfect for events and staging.

### **Screen Mirroring (Miracast)**

Easy wireless transmission of Full HD (1080p) video and sound from compatible smartphones, tablets or PCs.

### **Screen sharing**

Content can be shared between displays on the same network, promoting higher engagement and collaboration without the need for additional software.

Up to four projectors can be connected, with everyone viewing the content at the same time as other Epson displays (selected models only).

### **Split screen**

This feature enables content from two different sources to be played simultaneously, with one image larger than the other or both of equal size.

### **Super resolution**

Image processing that upscales standard definition content to produce a sharper and more detailed output image.

### **Throw distance calculator**

Easily work out image sizes and projection distance dimensions across our entire projector range. Simply select your desired screen size or the projection distance, and the smart online tool will automatically calculate all the necessary installation dimensions.

### **Throw ratio**

The projection distance divided by the width of the projected image. A smaller throw ratio will enable large projection sizes from a shorter distance. The range of throw ratios for any given projector will also depend on the range of its zoom capability.

### **USB display**

3-in-1 USB display enables simple plug-and-play capability. One USB cable can be used for image, audio and control. This saves time when making a connection, as the computer image should automatically be displayed, and prevents the need for multiple cables.

## **Warranty**

To ensure customer satisfaction and complete peace of mind, Epson boast a market leading service organisation. All business and home cinema projectors in this guide are covered by a minimum of two years hardware and one year lamp warranty. For exact details of each model and to see options for warranty extension please visit [www.epson.eu/warranty](http://www.epson.eu/warranty)

## **Web-based control (with smart device support)**

Use a computer web browser or smart device to adjust projector settings. The newly designed OSD Control Pad function allows control of the OSD menu and shows a representation of the lens-shift range that is available.

For further information please contact your local Epson office or visit [www.epson.eu/contact-us](http://www.epson.eu/contact-us)

**Algeria** +213 770 938 617 **Austria** 01 253 49 78 333  
**Belgium** +32 (0)2 792 04 47 **Czech** +420 246 037 281  
**Denmark** 44 50 85 85 **Ethiopia** +254700760366 **Finland** 09-3158 3267  
**France** 09 74 75 04 04 (Cost of local call, operator charges may apply) **Germany** +49 (0) 2159/92 79 500 **Greece** (0030) 211 198 62 12  
**Hungary** 06800 147 83 **Ireland** 01 436 7742 **Israel** (+972)-3-5751833 **Italy** 02-660321 10 (0,12 €/min)  
**Kenya** +254 207 904 566 **Luxembourg** +352 27860692  
**Middle East** +9714 2677638 **Morocco** +212 520 134 040  
**Netherlands** +31 (0)20 708 5099 **Norway** +47 67 11 37 00 **Poland** +48 22 295 37 25 (0,16 zł/min) **Portugal** 707 222 111 **Romania** 0040 214025024  
**Russia** (095) 777-03-55 **Slovakia** +421 232 786 682 **Southern Africa** +27 (0) 10 109 5320 **Spain** 93 582 15 00  
**Sweden** +46 8 5051 3701 (Mobilsamtal – 0,99 kr/min, Lokala samtal – 0,30 kr/min, Utlandssamtal – 0,89 kr/min) **Switzerland** 022 592 7923  
**Tanzania** +255 080 011 1014 **Tunisia** +216 9811 5564 **Turkey** (0212) 3360303 **Uganda** +256 205 491 148  
**United Kingdom** 0871 42 37766 (+10p per minute plus network extras)  
**West Africa** +2349046648285



Please recycle responsibly



Trademarks and registered trademarks are the property of Seiko Epson Corporation or their respective owners. Product information is subject to change without prior notice.

<sup>1</sup> 2001 to 2022, 500-lumen and above, excluding screenless TVs, Futuresource Consulting – Quarterly Projector Market Insights – Worldwide Analyzer CY22Q4.

<sup>2</sup> Colour brightness (colour light output) in brightest mode, measured by a third-party lab in accordance with IDMS 15.4. Colour brightness will vary depending on usage conditions. Top-selling Epson 3LCD projectors versus top-selling 1-chip DLP projectors based on NPD sales data for January 2022 to December 2022.

<sup>3</sup> Depending on product, please check specifications on pages 9-33.

<sup>4</sup> Epson achieved certification by TCO Certified for selected families of projectors. TCO Certified is the world's most comprehensive sustainability certification for IT products, which must meet life cycle criteria for social and environmental sustainability. For more information, please visit <https://tcocertified.com>.

<sup>5</sup> 4K Enhancement Technology shifts each pixel diagonally to double Full HD resolution. Resolution is Full HD in 3D Mode.

<sup>6</sup> Google Search function is worldwide. Google Search cannot communicate the Smart solution with Google Home. Google Assistant is not available in certain languages and countries.

<sup>7</sup> Casting optimised for selected services only. Streaming quality for other content may vary. Supported operating systems and devices: Android 2.3 and higher iOS® 7 and higher, Windows® 7 and higher, Mac OS® 7 and higher and Chrome OS (version 38 or higher).

**EPSON®**